



Your equipment deserves the best!

**CATALOG
2025**



innovation 
in
motion



www.shepherdcasters.com
800-253-0868

Our Promise to our Customers

Shepherd Caster will provide mobility solutions that meet our customers' needs through a combination of design excellence, quality manufacturing, global sourcing, and environmental responsibility. We are committed to the continued success of our customers, our employees and our communities. When you purchase a Shepherd Caster it's a matter of pride for us and trust for you.

A Leading Supplier for over **60 Years**

Shepherd Caster is a leading designer of cutting edge mobility solutions for a variety of OEM markets and applications. For over 60 years we have prided ourselves on responding to our customers' needs with outstanding quality, on time delivery, and excellent value at competitive prices.

Our casters, found throughout a variety of industries including furniture, store fixture, medical, business machine and institutional—have long been a benchmark for quality and design in the industry. We have an experienced sales force and established global distribution network ready to assist you in finding the right solution that meets all of your mobility needs. If the right caster is not available among our thousands of standard products, we have the design expertise, manufacturing knowledge, and capability to create a custom solution to meet any of your requirements.



Food Service Industry
Consult the NSF listing page on a part specific basis for NSF requirements



Quality Certification
ISO 9001:2015



One-Year Limited Warranty
See "Terms of Use" at:
shepherdcasters.com for details



Our Company

Shepherd is a leading brand of Colson Group—the global leader in casters and wheels. Colson Group's unique and proprietary global footprint provides our customers with available services and capabilities unmatched by any other manufacturer.



- The most complete product offering in the world
- One-stop shopping for any application and budget
- Local service worldwide, ready for any business need
- The most experienced sales, engineering, manufacturing and quality teams
- The highest value for your caster dollar

Design



Utilizing the latest in available technologies, our global design and engineering teams ensure every detail in performance, materials and aesthetics are delivered to meet customers' expectations and safety standards. From concept, to FEA and rapid prototyping—we bring your needs to reality.

Manufacturing

With leading manufacturing facilities located around the world, Shepherd takes a strategic approach to manufacture our products in the regions that best support the needs of our customers.

We are proud to be the leaders in USA Made casters, and constantly strive to set the standards in caster manufacturing, innovation and automation.



Quality



Industry leading test labs and global quality systems confirm our casters meet stringent quality standards. Our in-house capabilities ensure all designs meet or exceed industry standards (ANSI:ICWM standard) to keep your products safe and mobile.

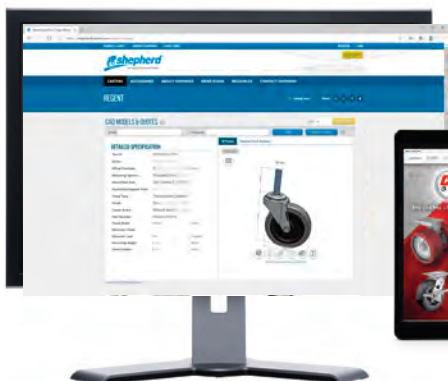
Service

Customer expectations and requirements are met through a combined success of teamwork, expertise, technology, and commitment to excellence in design and manufacturing.

Our leading teams of inside and outside sales support are the most experienced in the industry, and are positioned around the U.S. to provide local support for all of your caster needs. We are committed to providing the service and support that you can rely on every time.

Online Drawings & CAD Models

Save time on your next design, and quickly download any of the casters you see in our catalog in your native CAD format. You can download **3D Models**, **2D Drawings** or **Data Sheets** for any of your design, procurement or quality needs.



Mobile app available on Apple App Store and Google Play. Search "Caster Cad 3D".

Download app or go to www.shepherdcasters.com/CAD

- **Quickly configure** caster models to your desired specifications
- Download the model in **your native CAD format**
- Know that you are adding a **viable product into your design**
- **Easily share** the drawing or data sheet with your team to keep everyone in the loop

Contents

Multi Purpose Casters



Regent
Page 5-7



Monarch
Page 8



General Duty
Page 9

Low Profile Casters



00 Series
Page 10



BLS/BMS
Page 11



BDS/BDR
Page 12

Decorative Performance



Omega
Page 13



Razer
Page 14

Single Wheel Plastic/Nylon Casters



Eclipse
Page 15



Optimus
Page 16



Genesis
Page 17



Nylon
Page 18-19

Ball and Spherical Casters




Ball
Page 20-21



Baron
Page 22

Twin Wheel Casters



Design Innovation
Page 23



Softech
Page 24-25



Ultima
Page 26-27



Pacer
Page 28



Source II
Page 29



Chair
Page 30



Twin Med
Page 31



GRX
Page 32-33

Specialty Casters



Specialty Casters
Page 34-35

Pemco Casters



Shopping Cart
Page 36-37

Definitions and Components



Nomenclature/Terms
Page 38-39



Wheels
Page 40-47

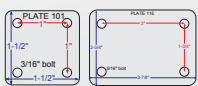


Sockets
Pages 40-49



Glides
Page 50

Fastening Information



Fastenings
Page 51-58

Watch For ...



Now you have the freedom to specify USA made casters!



Environmentally friendly (Consult factory)



Consult the NSF listing page on a part specific basis for NSF requirements.

Regent



Features

- Industry leading selection and overall value
- Fast deliveries for any order quantity
- High-strength & heat treated steel for increased durability and caster life
- Dual ball raceways
- RoHS compliant zinc plating for corrosion resistance
- Octagon washer on stem models for easy installation
- NSF approved (less thread guards)

Applications

- Store fixtures
- Carts
- Institutional Equipment
- Food Service Equipment
- Furniture
- Janitorial Equipment
- Office Equipment
- Racks and Storage Equipment
- Medical Equipment

Options

- **Brakes:** available on all sizes (see below and product pages for details).
- **Finishes:** Zinc plating standard; optional finishes available (see below).
- **Fastenings & Wheels:** additional fastening sizes and wheel options available. Consult factory.
- **1-5/8" Diameter Models:** see Mighty-Mite on page 34.



Wheel Selection



	Polyolefin	Hard or Soft Rubber	Thermoplastic Rubber (TPR)	Polyurethane (TPU)	3" No-Matic	Vipor	MonoTech	5" Precision Bearing MonoTech
Floor Protection*	✓	✓	✓+	✓+	✓+	✓+	✓+	✓+
Non-Marking	✓	✓	✓+	✓+		✓+	✓+	✓+
Durability	✓+	✓	✓	✓+	✓	✓+	✓+	✓+
Cushioned Ride		✓+(soft)	✓	✓	✓+	✓	✓+	✓+
Chemical Resistance	✓+	✓	✓	✓+	✓	✓+	✓+	✓+

*See pages 40 for application details.

Brake Selection



Side Brakes for 2", 2-1/2" and 3" models. Add **[B]** at end of model.



Top Lock Brakes 3" and 4" diameter models. Add **[TL]** at end of model. Not compatible with top plate models.




Tread Lock Brakes 4" and 5" models. Add **[B]** at end of model.



Side Brakes 4" and 5" models. Add **[SB]** at end of model.

Finish Options

Replace standard Zinc **[ZN]** in Part Number with appropriate finish code. Minimum order quantities may apply.



Socket Options

Shepherd has many solutions to help you mount your casters to your equipment quickly and easily. See pages 48-49 for more information.



Connects casters to wood



Connects casters to round tubes



Connects casters to square tubes



Weldable caster mount



Metal T nut



Connect casters to PVC pipe legs



Connect casters to threaded pipes



Corner brackets

Regent continues next page

Regent

Continued from previous page

Stem Models

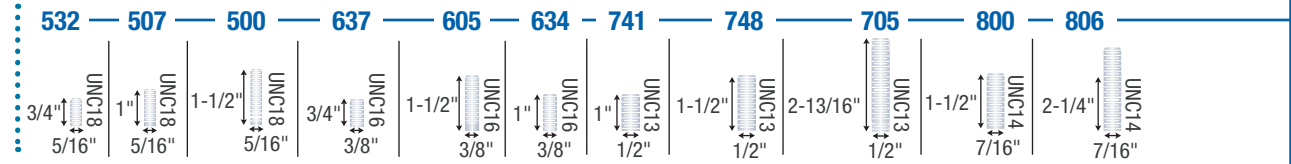


Plate Models on Next Page

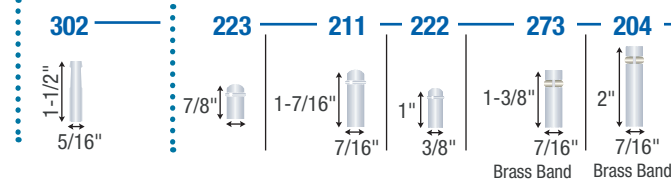
Wheel Diameter (Inches)	Tread Width (Inches)	Mounting Height (Inches)	Swivel Radius (Inches)	Tread Type	Dynamic Load (Pounds)	Base Model Number (Add fastening code)	Fastening Selection*
2"	13/16"	2-5/8"	1-15/16" Side Brake: 2-1/8"	Soft Rubber	80	PRE20...ZN-3R	Threaded: 532, 507, 500, 637, 605, 634 Grip Neck: 302 Grip Ring: 223, 211, 222, 273
				Thermoplastic Rubber	80	PRE20...ZN-TPR	
				Hard Rubber	90	PRE20...ZN-3H	
				Polyurethane	90	PRE20...ZN-TPU	
				Solid Wall Polyolefin	90	PRE20...ZN-3ES	
				Polyolefin	90	PRE20...ZN-3E	
				Vipor	90	PRE20...ZN-VPR01(CG)	
2-1/2"	13/16"	3-1/8"	Swivel & Side Brake: 2-1/8"	Soft Rubber	80	PRE25...ZN-3R	Threaded: 532, 507, 500, 637, 634, 605 Grip Neck: 302 Grip Ring: 223, 211, 222, 273
				Thermoplastic Rubber	80	PRE25...ZN-TPR	
				Hard Rubber	95	PRE25...ZN-3H	
				Polyurethane	95	PRE25...ZN-TPU	
				Polyolefin	95	PRE25...ZN-3E	
3"	13/16"	3-1/2"	Swivel and Side Brake: 2-1/2" Top Lock Brake: 3-5/16"	Soft Rubber	110	PRE30...ZN-3R	Threaded: 532, 507, 500, 637, 634, 605, 748 Grip Neck: 302 Grip Ring: 223, 211, 222, 273
				Thermoplastic Rubber	110	PRE30...ZN-TPR	
				No-Matic	110	PRE30...ZN-NOM	
				Hard Rubber	120	PRE30...ZN-3H	
				Polyurethane	120	PRE30...ZN-TPU	
				Polyolefin	120	PRE30...ZN-3E	
				MonoTech	120	PRE30...ZN-MNT	
Vipor	120	PRE30...ZN-VPR01(CG)					
4"	15/16"	4-3/4"	3-7/16" Side Brake: 3-1/2" Top Lock Brake: 4-1/16"	Soft Rubber	125	PRE40...ZN-3R	Threaded: 605, 741, 748, 705, 800, 806 Grip Ring: 211, 273, 204 Expanding Adapter: 440-455
				Thermoplastic Rubber	125	PRE40...ZN-TPR	
				Hard Rubber	150	PRE40...ZN-3H	
				Polyurethane	150	PRE40...ZN-TPU	
				Polyolefin	150	PRE40...ZN-3E	
				MonoTech	150	PRE40...ZN-MNT	
				Vipor	120	PRE40...ZN-VPR01(CG)	
5"	15/16"	5-3/4"	Swivel & Brake: 4-1/8"	Soft Rubber	130	PRE50...ZN-3R	Threaded: 605, 741, 748, 705, 800, 806 Grip Ring: 211, 273, 204 Expanding Adapter: 440-455
				Thermoplastic Rubber	130	PRE50...ZN-TPR	
				Hard Rubber	150	PRE50...ZN-3H	
				Polyurethane	150	PRE50...ZN-TPU	
				Polyolefin	150	PRE50...ZN-3E	
				MonoTech	160	PRE50...ZN-MNT	
				MonoTech Precision Bearing	160	PRE50...ZN-MNT33(GG)	

*To order, include blue fastener code in Base Model Number. Example: PRE40605ZN-3R ▲


Threaded Stem



Grip Neck Grip Ring Stem



Expanding Adapter Stem



Side Brakes for 2", 2-1/2" and 3" models. Add [B] at end of model.



Top Lock Brakes 3" and 4" diameter models. Add [TL] at end of model.



Tread Lock Brakes 4" and 5" models. Add [B] at end of model.



Side Brakes 4" and 5" models. Add [SB] at end of model.

Regent continues next page



Swivel Top Plate



Rigid Top Plate

Regent

Continued from previous page

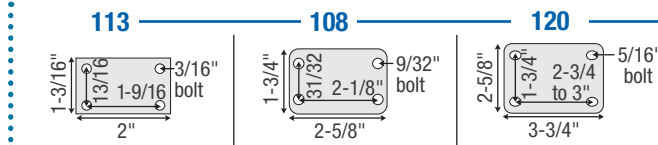
Top Plate Models

Stem Models on Previous Page

Wheel Diameter (Inches)	Tread Width (Inches)	Mounting Height (Inches)	Swivel Radius (Inches)	Tread Type	Dynamic Load (Pounds)	Swivel Base Model Number (Add fastening code)	Rigid Base Model Number	Fastening Selection*
2"	13/16"	2-5/8"	1-15/16" Side Brake: 2-1/8"	Soft Rubber	80	PRE20___ZN-3R		Swivel: 113, 108
				Thermoplastic Rubber	80	PRE20___ZN-TPR		
				Hard Rubber	90	PRE20___ZN-3H		
				Polyurethane	90	PRE20___ZN-TPU		
				Solid Wall Polyolefin	90	PRE20___ZN-3ES		
				Polyolefin	90	PRE20___ZN-3E		
				Vipor	90	PRE20___ZN-VPR01(CG)		
2-1/2"	13/16"	3-1/8"	Swivel & Side Brake: 2-1/8"	Soft Rubber	80	PRE25___ZN-3R		Swivel: 113, 108
				Thermoplastic Rubber	80	PRE25___ZN-TPR		
				Hard Rubber	95	PRE25___ZN-3H		
				Polyurethane	95	PRE25___ZN-TPU		
				Polyolefin	95	PRE25___ZN-3E		
3"	13/16"	3-1/2"	Swivel and Side Brake: 2-1/2" Top Lock Brake: 3-5/16"	Soft Rubber	110	PRE30___ZN-3R	PRI30120ZN-3R	Swivel: 113, 108, 120 Rigid: 120
				Thermoplastic Rubber	110	PRE30___ZN-TPR	PRI30120ZN-TPR	
				No-Matic	110	PRE30___ZN-NOM	PRI30120ZN-NOM	
				Hard Rubber	120	PRE30___ZN-3H	PRI30120ZN-3H	
				Polyurethane	120	PRE30___ZN-TPU	PRI30120ZN-TPU	
				Polyolefin	120	PRE30___ZN-3E	PRI30120ZN-3E	
				MonoTech	120	PRE30___ZN-MNT	PRI30120ZN-MNT	
				Vipor	120	PRE30___ZN-VPR01(CG)	PRI30120ZN-VPR01(CG)	
4"	15/16"	4-7/8"	3-7/16" Side Brake : 3-1/2" Top Lock Brake: 4-1/16"	Soft Rubber	125	PRE40___ZN-3R	PRI40120ZN-3R	Swivel: 120 Rigid: 120
				Thermoplastic Rubber	125	PRE40___ZN-TPR	PRI40120ZN-TPR	
				Hard Rubber	150	PRE40___ZN-3H	PRI40120ZN-3H	
				Polyurethane	150	PRE40___ZN-TPU	PRI40120ZN-TPU	
				Polyolefin	150	PRE40___ZN-3E	PRI40120ZN-3E	
				MonoTech	150	PRE40___ZN-MNT	PRI40120ZN-MNT	
				Vipor	120	PRE40___ZN-VPR01(CG)	PRI40120ZN-VPR01(CG)	
5"	15/16"	5-7/8"	Swivel & Side Brake: 4-1/8"	Soft Rubber	130	PRE50___ZN-3R	PRI50120ZN-3R	Swivel: 120 Rigid: 120
				Thermoplastic Rubber	130	PRE50___ZN-TPR	PRI50120ZN-TPR	
				Hard Rubber	150	PRE50___ZN-3H	PRI50120ZN-3H	
				Polyurethane	150	PRE50___ZN-TPU	PRI50120ZN-TPU	
				Polyolefin	150	PRE50___ZN-3E	PRI50120ZN-3E	
				MonoTech	160	PRE50___ZN-MNT	PRI50120ZN-MNT	
				MonoTech Precision Bearing	160	PRE50___ZN-MNT33(GG)	PRI50120ZN-MNT33(GG)	

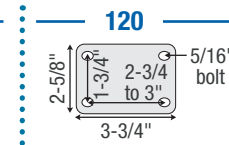
*To order, include blue fastener code in Base Model Number. Example: PRE30113ZN-3R

Swivel Top Plate



Note: 113 plate is not NSF listed for food service industry.

Rigid Top Plate



Side Brakes for 2", 2-1/2" and 3" models. Add **[B]** at end of model.



Tread Lock Brakes
4" and 5" models. Add **[B]** at end of model.



Side Brakes
4" and 5" models. Add **[SB]** at end of model.



Monarch Hooded Casters



Features

- Extended hood helps prevent pinch points and material entanglement
- Zinc finish
- Double ball bearing raceways
- Octagon washer on threaded stem for easy installation
- Heat treated

Applications


- Fixtures
- Institutional Equipment
- Equipment Carts
- Furniture
- Mechanical Creepers
- Seating
- Medical Equipment

Options

- **Finishes:** Zinc plating standard; optional finishes available by special order. Consult factory for details.
- **Fastenings:** Others sizes available by special order; consult factory.



Wheel Selection



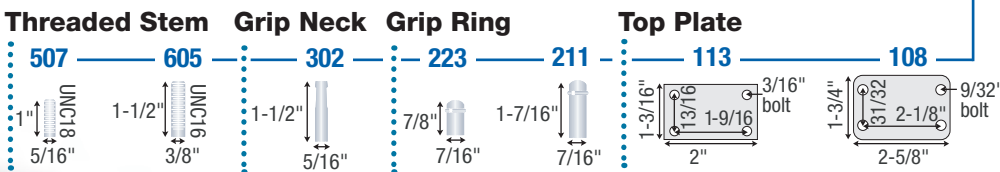
	Polyolefin	Hard or Soft Rubber	Thermoplastic Rubber	Polyurethane Tread	3" No-Matic	Vipor	MonoTech
Floor Protection ¹	✓	✓	✓+	✓+	✓+	✓+	✓+
Non-Marking	✓	✓	✓+	✓+	✓+	✓+	✓+
Durability	✓+	✓	✓	✓+	✓	✓+	✓+
Cushioned Ride		✓+(soft)	✓	✓	✓+	✓	✓+
Chemical Resistance	✓+	✓	✓	✓+	✓	✓+	✓+

¹See pages 40 for application details.

Wheel Diameter (Inches)	Tread Width (Inches)	Mounting Height (Inches)	Swivel Radius (Inches)	Tread Type	Dynamic Load (Pounds)	Base Model Number (Add fastener code)	Fastening Selection ²
2"	13/16"	2-5/8"	2-1/16"	Soft Rubber	80	PMN20...ZN-3R	Threaded: 507, 605 Grip Ring: 223, 211 Grip Neck: 302 Plate: 113, 108
				TPR	80	PMN20...ZN-TPR	
				Hard Rubber	90	PMN20...ZN-3H	
				Polyurethane	90	PMN20...ZN-TPU	
				Solid Wall Polyolefin	90	PMN20...ZN-3ES	
				Polyolefin	90	PMN20...ZN-3E	
				Vipor	90	PMN20...ZN-VPR01(CG)	
2-1/2"	13/16"	3-1/8"	2-1/8"	Soft Rubber	80	PMN25...ZN-3R	Threaded: 507, 605 Grip Ring: 223, 211 Plate: 113, 108
				TPR	80	PMN25...ZN-TPR	
				Hard Rubber	95	PMN25...ZN-3H	
				Polyurethane	95	PMN25...ZN-TPU	
				Polyolefin	95	PMN25...ZN-3E	
3"	13/16"	3-1/2"	2-1/2"	Soft Rubber	110	PMN30...ZN-3R	Threaded: 507, 605 Grip Ring: 223, 211 Plate: 113, 108
				TPR	110	PMN30...ZN-TPR	
				No-Matic	110	PMN30...ZN-NOM	
				Hard Rubber	120	PMN30...ZN-3H	
				Polyurethane	120	PMN30...ZN-TPU	
				Polyolefin	120	PMN30...ZN-3E	
				MonoTech	120	PMN30...ZN-MMT	
Vipor	120	PMN30...ZN-VPR01(CG)					



²To order, include blue fastener code in Base Model Number. Example: PMN20605ZN-3R



Socket Options

Shepherd has many solutions to help you mount your casters to your equipment quickly and easily. See pages 48-49 for more information.



General Duty

Features

- Economical mobility solution
- Zinc finish
- RoHS (consult factory)
- Single race
- Nut and bolt axle
- Nickel plated kingpin for smooth swivel

Applications

- Store Fixtures
- Furniture
- Material Handling
- Institutional Equipment
- Industrial Equipment

Options

- Brake: available on all swivel models (excludes steel wheel tread types). Add **[B]** to end of model number.



RoHS
Environmentally friendly
Consult factory for RoHS requirements on a part specific basis.

NSF
Consult the NSF listing page on a part specific basis for NSF requirements.



Wheel Selection



Soft Rubber (Black)



Hard Rubber (Dark Grey)



Polyolefin

Wheel Diameter (Inches)	Tread Width (Inches)	Mounting Height (Inches)	Swivel Radius (Inches)	Tread Type	Dynamic Load (Pounds)	Swivel Top Plate Model Number	Rigid Top Plate Model Number	Fastening Selection See page 60-62 for General Duty plate drawings.
2"	13/16"	2-1/2"	1-13/16" Brake: 2-1/8"	Soft Rubber (Black)	90	PSQ20112ZN-3R	PRQ20122ZN-3R	112 Swivel: 1-7/8" x 2-9/16" 122 Rigid: 1-1/2" x 2-21/32" Bolt Spacing: (15/16" x 2-1/8") 1/4" Bolt
				Polyolefin	125	PSQ20112ZN-3E	PRQ20122ZN-3E	
				Hard Rubber (Dark Grey)	125	PSQ20112ZN-3H	PRQ20122ZN-3H	
2-1/2"	1-1/8"	3-1/4"	2-1/4" Brake: 2-3/4"	Soft Rubber (Black)	100	PSQ25115ZN-3R	PRQ25123ZN-3R	115 Swivel: 2-3/4" x 3-7/8" Bolt Spacing: (1-3/4" x 3") 123 Rigid: 2-1/8" x 4-3/8" Bolt Spacing: (1-1/16" x 3-1/2") 5/16" Bolt
				Polyolefin	175	PSQ25115ZN-3E	PRQ25123ZN-3E	
				Hard Rubber (Dark Grey)	175	PSQ25115ZN-3H	PRQ25123ZN-3H	
3"	1-1/4"	3-13/16"	2-5/8" Brake: 3-1/4"	Soft Rubber (Black)	150	PSQ30119ZN-3R	PRQ30124ZN-3R	119 Swivel: 3-1/8" x 4-1/8" Bolt Spacing: (2-3/8" x 3-3/8" to 3-7/16") 124 Rigid: 2-5/16" x 4-7/8" Bolt Spacing: (1-3/16" x 4") 5/16" Bolt
				Polyolefin	210	PSQ30119ZN-3E	PRQ30124ZN-3E	
				Hard Rubber (Dark Grey)	225	PSQ30119ZN-3H	PRQ30124ZN-3H	
4"	1-3/8"	5"	3-7/16" Brake: 3-9/16"	Soft Rubber (Black)	200	PSQ40121ZN-3R	PRQ40125ZN-3R	121 Swivel: 4" x 5-1/8" Bolt Spacing: (3" x 4") 125 Rigid: 3-1/16" x 6-1/8" Bolt Spacing: (1-3/4" x 5") 3/8" Bolt
				Polyolefin	250	PSQ40121ZN-3E	PRQ40125ZN-3E	
				Hard Rubber (Dark Grey)	300	PSQ40121ZN-3H	PRQ40125ZN-3H	



00 Series Low Profile



Features

- Industry leading selection and overall value
- Fast deliveries for any order quantity
- Sleek, low profile design
- Up to 300 lb. capacity per caster
- Dual ball bearing raceways for smooth and dependable swivel
- Many models with polyolefin log wheel are NSF approved (consult factory)

Applications

- Electronic Equipment
- Business Machines
- Store Fixtures
- Laboratory Equipment
- Vending Machines
- Dolly Solutions
- Refrigeration Units

Options

- **Side Lock Brake:** Available on all 2" models. To order, add [B] to end of model.
- **Thumb Screw Brake:** Available by special order; consult factory for details.
- **Finishes:** Zinc plating standard; optional finishes available. Consult factory.



Wheel Selection



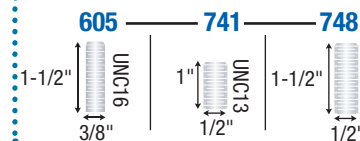
Floor Protection ¹	✓+	✓+	✓	✓	✓
Non-Marking	✓	✓+	✓	✓	✓
Durability	✓	✓	✓	✓+	✓+
Cushioned Ride	✓+	✓	✓	✓	✓+
Chemical Resistance	✓	✓	✓	✓+	✓+

¹See pages 40 for application details.

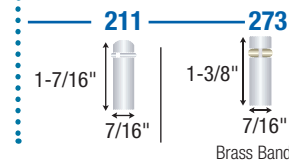
Wheel Diameter (Inches)	Tread Width (Inches)	Mounting Height (Inches)	Swivel Radius (Inches)	Tread Type	Dynamic Load (Pounds)	Base Model Number (Add fastener code)	Fastening Selection ²
1-7/16"	1-11/16"	Stem: 2-1/8" Plate: 2-3/16"	1-3/4"	Polyolefin Log (Black)	150	C0014___ZN-POL01(KK)	Threaded: 605, 741, 748 Grip Ring: 211, 273 Plate: 120
2"	Dual (each): 13/16" Log: 1-13/16"	Stem: 2-3/4" Plate: 2-13/16"	2" Brake: 2-15/16"	Soft Rubber Dual (Dark Grey)	180	C0020___ZN-SFR01(GG)	Threaded: 605, 741, 748 Grip Ring: 211, 273 Plate: 120
				TPR Dual (Grey)	180	C0020___ZN-TPR01(GG)	
				Hard Rubber Dual (Loden Grey)	225	C0020___ZN-HDR01(GG)	
				Polyolefin Dual (Black)	225	C0020___ZN-POS01(KK)	
				Polyolefin Log (Black)	300	C0020___ZN-POL01(KK)	

²To order, include **blue** fastener code in **Base Model Number**. Example: C0020**605**ZN-SFR01(GG) ▲

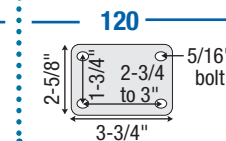
Threaded Stem



Grip Ring Stem



Top Plate



Socket Options

Shepherd has many solutions to help you mount your casters to your equipment quickly and easily. See pages 48-49 for more information.



Side Lock Brake: To order, add [B] to end of model.



New ultra low profile 1-7/16" diameter model now available.



BLS/BMS Series Low Profile

Features

- Designed to achieve the highest load capacity in a sleek, low profile design
- Heavy gauge steel for maximum durability
- Innovative wheel materials for ease of mobility and trusted performance
- RoHS (consult factory)

Applications

- Copiers
- Business Machines
- Vending Machines
- Computer Storage Devices
- Refrigerated Displays
- Electronics Cabinets
- Vending Machines
- Dolly Solutions
- Refrigeration Units

Options

- **Sure-Lok Brake** available on 3" swivel & rigid glass filled nylon and urethane models (swivel radius is 2-5/8"). Add **[SL]** to end of model number.
- **Thumb Screw Brake** available on 3" swivel models (swivel radius 2-7/16"). Add **[B]** to end of model number.



Environmentally friendly (consult factory)



Wheel Selection

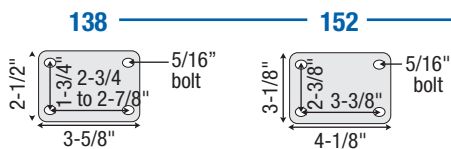


	Polyolefin (2-1/2" models)	Phenolic (2-3/8" and 3" models)	Glass Filled Nylon (3" models)	Urethane (55-65 Shore D Durometer) (3" models)
Floor Protection ¹	✓	✓	✓	✓+
Non-Marking	✓	✓	✓	✓+
Durability	✓+	✓	✓+	✓+
Ease of Rolling	✓	✓	✓+	✓
Chemical Resistance	✓+		✓+	✓+

¹See pages 40 for application details.

Wheel Diameter (Inches)	Tread Width (Inches)	Mounting Height (Inches)	Swivel Radius (Inches)	Tread Type	Dynamic Load (Pounds)	Bearing Type	Swivel Top Plate Model Number	Rigid Top Plate Model Number	Fastening Selection
2-3/8"	1-5/8"	3-7/32"	2-3/32"	Phenolic	600	Roller	BLS23 138 TZ-PHN51(KK)	BLR23 138 TZ-PHN51(KK)	Plate: 138
2-1/2"	1-3/4"	3-5/16"	2-1/4"	Polyolefin	400	Roller	BLS25 138 TZ-POL51(KK)	BLR25 138 TZ-POL51(KK)	Plate: 138
BLS: 3"	1-13/16"	3-31/32"	2-5/16"	Phenolic	700	Roller	BLS30 152 TZ-PHN51(KK)	BLR30 152 TZ-PHN51(KK)	Plate: 152
				Glass Filled Nylon	700	Precision Ball	BLS30 152 TZ-GFN61(KK)	BLR30 152 TZ-GFN61(KK)	
				Urethane	700	Roller	BLS30 152 TZ-SPU51(GG)	BLR30 152 TZ-SPU51(GG)	
BMS: 3"	1-13/16"	4-1/32"	2-5/16"	Phenolic	900	Roller	BMS30 152 TZ-PHN51(KK)	BMR30 152 TZ-PHN51(KK)	Plate: 152
				Glass Filled Nylon	1,000	Precision Ball	BMS30 152 TZ-GFN61(KK)	BMR30 152 TZ-GFN61(KK)	
				Urethane	1,000	Roller	BMS30 152 TZ-SPU51(GG)	BMR30 152 TZ-SPU51(GG)	

Top Plate



Braking is now elementary:

The Sure-Lok Brake is a revolutionary new mechanical brake design that easily engages with the simple push of a finger, securely locking the wheel in its place. Don't spend unnecessary time and effort tightening down a thumb-screw brake again; order your next business machine casters with Sure-Lok Brakes. To order, add **[SL]** to the end of your 3" swivel or rigid model number.

Moving lever forward engages brake



BDS/BDR



Features

- Sleek, low profile design
- Easy pivoting action
- Dual ball raceways protected by dust cap
- Heat treated
- High luster chrome finish
- Precision bearing wheels for ultimate mobility
- Full thread guards on all 2-1/2" neoprene models


Applications

- Theatrical Equipment
- Computer Frames
- Electronic Enclosures
- Copy Machines
- Business Machines
- Medical Equipment
- Fixtures and Displays

Options

- Additional fastenings available by special order. Please contact factory for additional information and minimums.

Wheel Selection



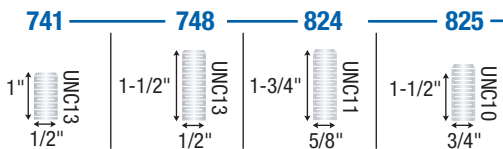
Floor Protection ¹	✓+	✓+	✓	✓
Non-Marking	✓+	✓+	✓+	✓+
Durability	✓+	✓+	✓+	✓+
Cushioned Ride	✓+	✓+		
Chemical Resistance	✓	✓	✓+	✓+

¹See pages 40 for application details.

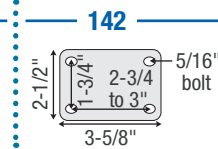
Wheel Diameter (Inches)	Tread Width* (Inches)	Mounting Height (Inches)	Swivel Radius (Inches)	Tread Type	Bearing Type	Dynamic Load (Pounds)	Base Model Number (Add fastening code)	Fastening Selection ²
2"	Each wheel: 1"	Stem: 3-3/16"	2-1/4"	Neoprene (Donut)	Precision Ball	300	BDS20___BC-NPR31(KK)	Threaded: 741, 748, 824, 825 Plate: 142 Hollow Kingpin: 400
		Plate: 3-5/16"		Glass Filled Nylon	Precision Ball	400	BDS20___BC-GFN31(KK)	
2-1/2"	Each wheel: 1"	Stem: 3-3/4"	2-1/2"	Neoprene (Flat)	Precision Ball	300	BDS25___BC-NPR33(KK)	
		Plate: 3-7/8"		Glass Filled Nylon	Precision Ball	400	BDS25___BC-GFN31(KK)	

²To order, include blue fastener code in Base Model Number. Example: BDS20**741**BC-NPR31(KK) ▲

Threaded Stem



Top Plate



Hollow Kingpin



Rigid plate: change 3rd digit to "R." Example: BDR20142BC-NPR31(KK)



Omega

Features

- Precision ball bearing wheels for smooth, quiet, and easy rollability
- Fully heat treated
- Dual ball bearing raceways
- High luster chrome or black finish
- Matching thread guards

Applications

- Furniture
- IV Poles
- Seating
- Medical Equipment
- Electronic Equipment

Options

- **Brakes:** Tread brake uniformly integrated into body design for smooth look and ease of activation. Add **[B]** to end of model.
- **Bolt-In Stems:** available for 403 hollow kingpin models.



Wheel Selection



	Vipor	NPR	MonoTech
Floor Protection ¹	✓+	✓+	✓+
Non-Marking	✓+	✓+	✓+
Durability	✓+	✓+	✓+
Cushioned Ride	✓	✓+	✓+
Chemical Resistance	✓+	✓	✓+

¹See pages 40 for application details.

Finish Selection



Bright Chrome

Black

Black finish available on 3" MonoTech models; consult factory for other requirements.

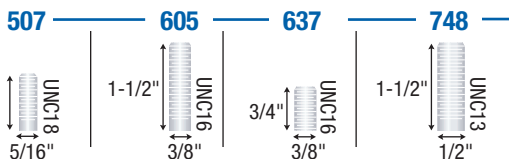
MonoTech Facts

1. Provides ultimate floor protection and a quiet, cushioned ride.
2. Rolls over obstacles with ease.
3. Will not flat spot and is excellent on any floor type.
4. Rejects floor debris, including metal shavings and glass.

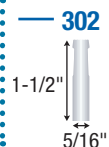
Wheel Diameter (Inches)	Tread Width (Inches)	Mounting Height (Inches)	Swivel Radius (Inches)	Tread Type	Finish	Dynamic Load (Pounds)	Base Model Number (Add fastener code)	Fastening Selection ²
2"	15/16"	2-3/4"	2"	Neoprene	Bright Chrome	75	POM20___BC-NPR	Threaded: 507, 637, 605 Grip Ring: 223
			Brake: 2-1/2"					
3"	15/16"	3-7/8"	2-7/8"	MonoTech	Bright Chrome	110	POM30___BC-MNT	Threaded: 507, 605, 637, 748 Grip Neck: 302 Round: 419 Grip Ring: 242, 222, 223, 211 Hollow Kingpin: 403 Plate: 134
			Brake: 3-1/8"	MonoTech	Black	110	POM30___BZ-MNT	
				Vipor	Bright Chrome	120	POM30___BC-VPR33(CK)	

²To order, include blue fastener code in Base Model Number. Example: POM30507BC-MNT

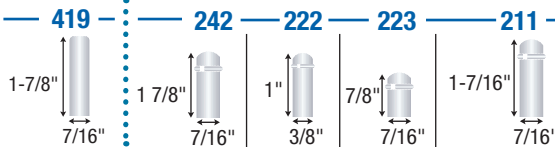
Threaded Stem



Grip Neck Round



Grip Ring



Socket Options

Shepherd has many solutions to help you mount your casters to your equipment quickly and easily. See pages 48-49 for more information.

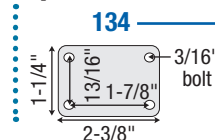


3" brake model

2" standard and brake model



Top Plate



Hollow Kingpin



Razer (RZ)



Features

- Attractive and economical total lock brake series with matching swivel
- Polished chrome finish
- Double ball bearing swivel raceways for smooth mobility and strength
- Full metal thread guards standard (except 2" diameter models) for protection against entangling debris
- Nut and bolt axle

Applications

- Carts
- Furniture
- Store fixtures
- Institutional equipment
- Medical equipment

Options

- **Total lock brake** locks both wheel and swivel action simultaneously.



Wheel Selection



TPR Grey

Floor Protection ¹	✓+
Non-Marking	✓+
Durability	✓
Cushioned Ride	✓
Chemical Resistance	✓

¹See pages 40 for application details.

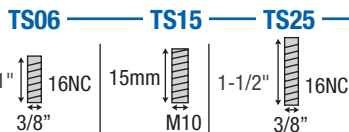
Available in powder coated colors. Consult factory for minimum order quantities.



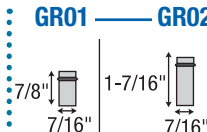
Wheel Diameter (Inches)	Tread Width (Inches)	Mounting Height (Inches)	Swivel Radius (Inches)	Tread Type	Bearing Type	Dynamic Load (Pounds)	Swivel Base Model Number (Add fastening code)	Total Lock Brake Base Model Number (Add fastening code)	Fastening Selection ²
2"	3/4"	Stem: 2-3/4" Plate: 2-13/16"	1.95" Brake: 3.23"	TPR Grey	Plain	120	RZ02TPN070SW- ____	RZ02TPN070TL- ____	Plate: TP06 Threaded: TS06, TS15, TS25 Grip Ring: GR01, GR02 Hollow Kingpin: HK04
3"	7/8"	Stem: 3.98" Plate: 4.07"	2.85" Brake: 3.90"	TPR Grey	Ball Bearing	120	RZ03TPP090SW- ____	RZ03TPP090TL- ____	Plate: TP05 Hollow Kingpin: HK04
4"	7/8"	Stem: 4.84" Plate: 4.92"	3.35" Brake: 4.19"	TPR Grey	Ball Bearing	120	RZ04TPP090SW- ____	RZ04TPP090TL- ____	
5"	7/8"	Stem: 5.95" Plate: 6.04"	3.84" Brake: 4.19"	TPR Grey	Ball Bearing	120	RZ05TPP090SW- ____	RZ05TPP090TL- ____	

²To order, include blue fastener code in Base Model Number. Example: RZ02TPN070SWTS06

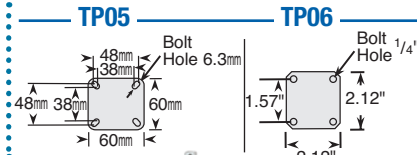
Threaded Stem



Grip Ring



Top Plate



Hollow Kingpin



Eclipse

Features

- Strong glass filled nylon body
- Sleek stylish design
- Full thread guards available on all thermoplastic rubber wheel models
- Nut and bolt axle

Applications

- POP Displays
- Furniture
- Utility Carts
- Store Fixtures
- Seating
- Medical Equipment

Options

- **Brake:** Tread brake uniformly integrated into body design for smooth look and ease of activation. See below chart for model numbers.
- **RoHS Compliant:** available by special order, minimums may apply.
- **Stainless Steel Components:** available by special order; minimums apply.



Wheel Selection



Flat Grey Polyurethane (TPU)



Flat Black Polyurethane (TPU)



Donut Black Polyurethane

Floor Protection ¹	✓+	✓+	✓+
Non-Marking	✓+	✓+	✓+
Durability	✓+	✓+	✓+
Cushioned Ride	✓	✓	✓+
Chemical Resistance	✓+	✓+	✓+

¹See pages 40 for application details.

Socket Options

Shepherd has many solutions to help you mount your casters to your equipment quickly and easily. See pages 48-49 for more information.



Connects casters to wood



Connects casters to round tubes



Connect casters to PVC pipe legs



Weldable caster mount



Connects casters to square tubes

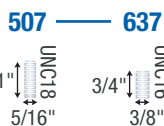


Corner brackets


Wheel Diameter (Inches)	Tread Width (Inches)	Mounting Height (Inches)	Swivel Radius (Inches)	Tread Type	Bearing Type	Dynamic Load (Pounds)	Swivel Base Model Number (Add fastening code)	Brake Base Model Number (Add fastening code)	Fastening Selection ²
3"	1"	4-5/16"	2-1/2"	Flat Black TPU	Delrin	120	PEC30___BK-TPU03(KK)	PEC30___BK-TPU03(KK)B	Threaded: 507, 637
				Flat Grey TPU	Delrin	120	PEC30___GR-TPU03(GG)	PEC30___GR-TPU03(GG)B	
			Brake: 3-1/8"	Donut Black Urethane	Precision Ball	120	PEC30___BK-SKW31(KK)	PEC30___BK-SKW31(KK)B	Grip Ring: 211, 223
4"	1"	5-3/8"	3-1/4"	Flat Black TPU	Delrin	125	PEC40___BK-TPU03(KK)	PEC40___BK-TPU03(KK)B	Threaded: 507, 637
				Flat Grey TPU	Delrin	125	PEC40___GR-TPU03(GG)	PEC40___GR-TPU03(GG)B	

²To order, include blue fastener code in Base Model Number. Example: PEC30507BK-TPU03(KK)

Threaded



Grip Ring



Optimus



Features

- Integrated thread guard design on caster body plus additional wheel thread guards
- Nylon body construction
- Riveted axle
- Non-marking resilient rounded tread Performa rubber wheels

Applications

- Fixtures
- Furniture
- Office Equipment
- Laboratory Equipment
- IV Stands
- Mobile Computer Stands
- Medical Equipment

Options

- Additional fastenings available by special order; please consult factory.
- Additional colors available by special order; please consult factory.

Wheel Selection



Performa Rubber

Floor Protection	✓+
Non-Marking	✓+
Durability	✓+
Quiet/Cushion Roll	✓+
Chemical Resistance	✓+

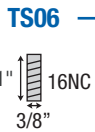
Performa Rubber Facts

1. Quiet rolling
2. Non-marking floor protection
3. Rejects floor debris

Wheel Diameter (Inches)	Tread Width (Inches)	Mounting Height (Inches)	Swivel Radius (Inches)	Tread Type	Dynamic Load (Pounds)	Swivel Base Model Number (Add fastening code)	Face Brake Base Model Number (Add fastening code)	Fastening Selection*
3-1/8"	1"	4-9/32"	3-3/4"	Performa Rubber	140	OP-03PRN-100-SW-____	OP-03PRN-100-FB-____	Threaded: TS06 Grip Ring: GR01, GR02

*To order, include **blue** fastener code in **Base Model Number**. Example: OP-03PRN-100-SW-**TS06**

Threaded



Grip Ring



Free swivel model



Tread brake model



Genesis

Clean • Quiet • Effortless

Features

- Sealed precision bearings in swivel and wheel provide quiet, effortless mobility
- Soft (65A), non-marking MonoTech wheels reject debris and are excellent on both carpet and hard floors
- Strong protective body conceals components for easy cleaning
- Integrated thread guards protect wheels from entangling debris

Applications

- Computer Carts
- Laboratory Equipment
- Audio/Video Carts
- Electronic Equipment
- Medical Carts
- Monitoring Equipment Stands
- IV Poles

Options

- **Integrated Tread Brake:** Available on all models.
- **Central Locking** Total Lock Brake available by special order; contact factory for details.
- **Custom Colors available** by special order; contact factory for minimums.
- **Additional Fastenings:** Does your application require a metric or special fastening? Please contact us for minimums and availability.



Wheel Selection



MonoTech

Floor Protection	✓+
Non-Marking	✓+
Durability	✓+
Quiet/Cushion Roll	✓+
Chemical Resistance	✓+

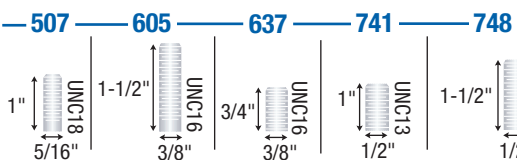
MonoTech Facts

1. Provides ultimate floor protection and a quiet, cushioned ride.
2. Rolls over obstacles with ease.
3. Will not flat spot and is excellent on any floor type.
4. Rejects floor debris, including metal shavings and glass.

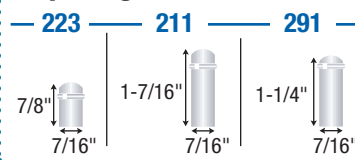
Wheel Diameter (Inches)	Tread Width (Inches)	Mounting Height (Inches)	Swivel Radius (Inches)	Tread Type	Finish	Dynamic Load (Pounds)	Swivel Base Model Number (Add fastening code)	Tread Brake Model Number (Add fastening code)	Fastening Selection*
3"	1"	4"	2-15/16" Brake: 3-3/4"	MonoTech	White	110	PGE30___WH-MNT33(GG)	PGE30___WH-MNT33(GG)B	Threaded: 507, 605, 637, 748 Grip Ring: 223, 211
				MonoTech	Grey	110	PGE30___GR-MNT33(GG)	PGE30___GR-MNT33(GG)B	
				MonoTech	Black	110	PGE30___BK-MNT33(KK)	PGE30___BK-MNT33(KK)B	
4"	1-1/4"	Stem: 5-3/8" Plate: 5-5/8"	3-3/4" Brake: 4-1/8"	MonoTech	White	225	PGE40___WH-MNT63(GG)	PGE40___WH-MNT63(GG)B	Threaded: 741, 748 Grip Ring: 291 Plate: 120
				MonoTech	Grey	225	PGE40___GR-MNT63(GG)	PGE40___GR-MNT63(GG)B	
				MonoTech	Black	225	PGE40___BK-MNT63(KK)	PGE40___BK-MNT63(KK)B	

*To order, include **blue** fastener code in **Base Model Number**.
Example: PGE30**507**WH-MNT33(GG)

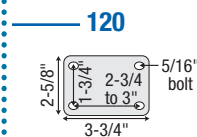
Threaded Stem



Grip Ring



Top Plate




Socket Options

Shepherd has many solutions to help you mount your casters to your equipment quickly and easily. See pages 48-49 for more information.



Finish Options



Nylon



RoHS
Environmentally friendly
(Consult factory)

Features

- Maintenance free
- Sealed precision bearing raceway, smooth and quiet
- Wheels feature sealed precision ball bearings and full thread guards
- Resistance to most chemicals
- Zinc plated top plate
- Recessed axle with plastic cap covers

Applications

- Laboratory Equipment
- IV Stands
- Mobile Computer Stands
- Medical Equipment
- Medical Furniture

Options

- **Total Lock Brake** models lock both swivel and wheel
- **Directional lock** models lock swivel only (helps with steering)
- Additional fastenings available by special order; please consult factory.
- Additional colors available by special order; please consult factory.

Wheel Selection



QuikStart TPR



Anti-Microbial TPR



Santoprene

Floor Protection	✓+	✓+	✓+
Non-Marking	✓+	✓+	✓+
Durability	✓+	✓+	✓+
Cushioned Ride	✓+	✓+	✓+
Chemical Resistance	✓	✓	✓



Custom Colors Available

Next Generation Stainless:

304 stainless steel top plates and components for better corrosion protection. Change NG to **NS** in chart at right.



Next Generation Antistatic:

Helps minimize the risk of electrostatic discharge. Change NG to **NA** in chart at right.



Next Generation Non-Magnetic:

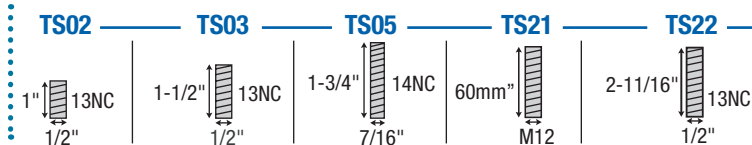
Components are made of non-magnetic plastic and metals. Change NG to **NM** in chart at right.



Wheel Diameter (Inches)	Tread Width (Inches)	Mounting Height (Inches)	Swivel Radius (Inches)	Tread Type	Wheel Bearing	Dynamic Load (Pounds)	Swivel Base Model Number (Add fastening code)	Total Lock Model Number (Add fastening code)	Fastening Selection*	
3"	1-1/4"	Stem: 4-7/32"	2-13/16"	QuikStart TPR	Precision Ball	200	NG-03QDPSW-____	NG-03QDPTL-____	Threaded: TS02, TS03, TS05, TS21, TS22 Hollow Kingpin: HKU1 (Unassembled), HK01 (Assembled) Grip Ring: GR01, GR02, GR04, GR05, GR07, GR09, GR10 Plate: TP01	
		Plate: 4-1/4"		Brake: 3-3/4"	QuikStart TPR	Plain	200	NG-03QDOSW-____		NG-03QDOTL-____
		Anti-Microbial TPR		Precision Ball	200	NG-03AMPSW-____	NG-03AMPTL-____			
4"	1-1/4"	Stem: 5-13/32"	3-7/16"	QuikStart TPR	Precision Ball	275	NG-04QDPSW-____	NG-04QDPTL-____		
		Plate: 5-3/4"		Brake: 4-7/16"	Anti-Microbial TPR	Precision Ball	275	NG-04AMPSW-____		NG-04AMPTL-____
5"	1-1/4"	Stem: 6-1/2"	4"	Santoprene	Precision Ball	260	NG-05RPPSW-____	NG-05RPPTL-____		
		Plate: 6-7/8"		Brake: 4-7/16"	QuikStart TPR	Precision Ball	300	NG-05QDPSW-____		NG-05QDPTL-____
		Anti-Microbial TPR		Precision Ball	300	NG-05AMPSW-____	NG-05AMPTL-____			
6"	1-1/4"	Stem: 7-1/2"	All: 4-9/16"	QuikStart TPR	Precision Ball	300	NG-06QDPSW-____	NG-06QDPTL-____		
		Plate: 7-11/16"		QuikStart TPR	Plain	300	NG-06QDOSW-____	NG-06QDOTL-____		
		Anti-Microbial TPR		Precision Ball	300	NG-06AMPSW-____	NG-06AMPTL-____			

*To order, include blue fastener code in Base Model Number. Example: NG-03QDP-125-SW-TS02

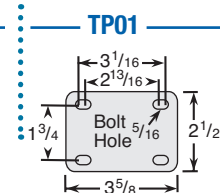
Threaded



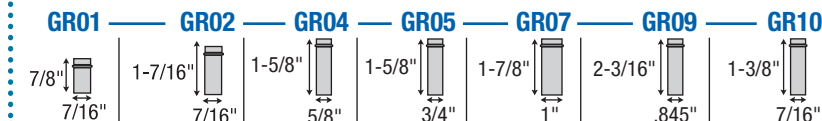
Hollow Kingpin



Top Plate



Grip Ring



Rigid plate model available for 3", 5" and 6" diameter wheels. Change SW to **RG**. Example: NG-03QDP-125-**RG**-TS02



Rigid brake model available on 5" models. Change TL to **RB**. Example: NG-03QDP-125-**RB**-TS02

Optional round, square and expanding adapter stems along with many **other fastening** selections are available. Consult factory.

Total Lock brakes lock wheel and swivel (see chart)



Direction lock brakes lock swivel only for easier steering. Change TL to **DL** in chart above. Example: NG-05QDP-125-**DL**-TP01



Ball Metal Tread



Features

- Industry leading selection and overall value
- Fast deliveries for any order quantity
- Self-lubricating acetyl resin bearing
- No exposed axle

Applications

- Store Fixtures
- Furniture
- Office Equipment
- Medical Equipment

Options

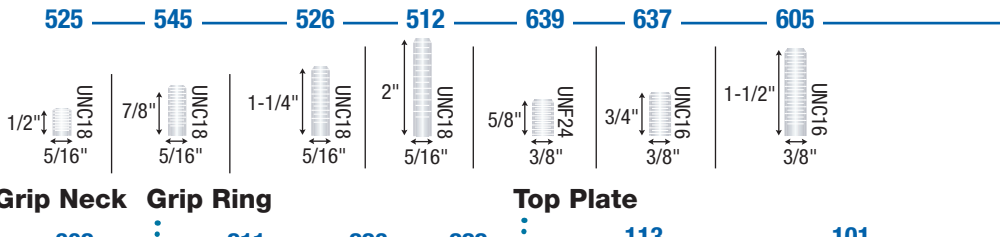
- **Tred-Gard®** cover protects tread from scratches during manufacturing and shipping. To order add **[-T]** to end of Part Number. Available for 2" and 2-1/2" models. For field installable Tred-Gards order **001550**" models.



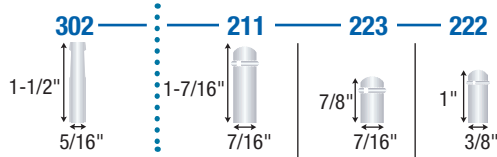
Wheel Diameter (Inches)	Mounting Height (Inches)	Swivel Radius (Inches)	Finish Type	Dynamic Load (Pounds)	Base Model # (Add fastening code)	Brake Model # (Add fastening code)	Fastening Selection*
2-1/2" Planet	Thread: 2-13/16" Grip Ring/Grip Neck: 2-11/16" Plate: 3"	1-7/8" Brake: 2-5/16"	Bright Brass	100	PPL25___BB	PPL25___BB-B	Threaded: 512, 525, 526, 545, 605, 637, 639 Grip Neck: 302 Grip Ring: 211, 222, 223 Plate: 101, 113
			Bright Chrome	100	PPL25___BC	PPL25___BC-B	
			Windsor Antique	100	PPL25___WA	PPL25___WA-B	

*To order, include **blue** fastener code in **Base Model Number**. Example: PST150**525**BB

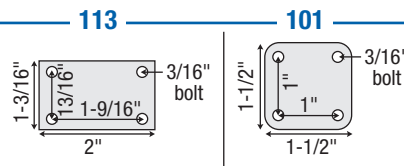
Threaded Stem



Grip Neck Grip Ring



Top Plate



Bright Chrome



Bright Brass



Windsor Antique



Special colors such as satin chrome and others available - consult factory for MOQ.

Socket Options

Shepherd has many solutions to help you mount your casters to your equipment quickly and easily. See pages 48-49 for more information.



Ball Soft Tread

Features

- Industry leading selection and overall value
- Fast deliveries for any order quantity
- Self-lubricating acetyl resin bearing
- No exposed axle
- Rubber tread; Urethane for 1-9/16" diameter models

Applications

- Store Fixtures
- Furniture
- Office Equipment
- Medical Equipment

Options

- **Brake:** 3" diameter models only.
- Unfinished available
- **Locking Pin:** Available on 3" non-brake unfinished models. To order change "PSN" to "PNL" in Model Number.

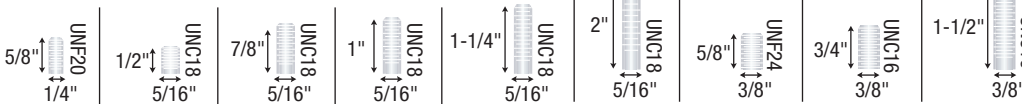


Wheel Diameter (Inches)	Mounting Height (Inches)	Swivel Radius (Inches)	Finish Type	Dynamic Load (Pounds)	Base Model # (Add fastening code)	Brake Model # (Add fastening code)	Fastening Selection*
3" Saturn	Thread: 3"	2-1/16" Brake: 2-5/16"	Bright Brass	100	PSN30___BB	PSN30___BB-B	Threaded: 512, 525, 526, 545, 605, 637, 639 Grip Neck: 302 Grip Ring: 211, 222, 223 Plate: 101, 113
	Grip Ring/Grip Neck: 2-7/8"		Bright Chrome	100	PSN30___BC	PSN30___BC-B	
	Plate: 3-3/16"		Windsor Antique	100	PSN30___WA	PSN30___WA-B	

*To order, include blue fastener code in Base Model Number. Example: PCM40525BB

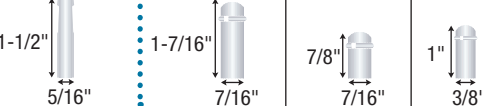
Threaded Stem

828 — 525 — 545 — 507 — 526 — 512 — 639 — 637 — 605



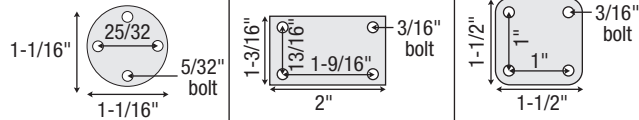
Grip Neck Grip Ring

302 — 211 — 223 — 222



Top Plate

1R — 113 — 101



Socket Options

Shepherd has many solutions to help you mount your casters to your equipment quickly and easily. See pages 48-49 for more information.



Special colors such as satin chrome and others available - consult factory for MOQ.

Baron



Features

- Double ball bearing raceways
- Octagon washer on threaded stem for easy installation
- 2" model is heat treated


Applications

- Store Fixtures
- Furniture
- Office Equipment
- Medical Equipment

Options

- RoHS compliant zinc finish available by special order; please consult factory for details.

Wheel Selection

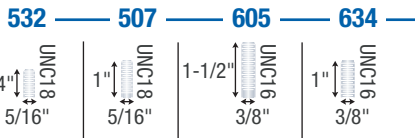


1-5/8" Spherical Soft Rubber 2" Spherical Polyolefin

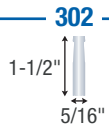
Wheel Diameter (Inches)	Mounting Height (Inches)	Swivel Radius (Inches)	Tread Material	Finish Type	Dynamic Load (Pounds)	Base Model # (Add fastening code)	Fastening Selection*
1-5/8"	2-5/16"	1-3/4"	Spherical Soft Rubber	Metalized Brass	70	PBH16___MB-3RD	Threaded: 532, 507 Grip Neck: 302
				Windsor Antique	70	PBH16___WA-3RD	Grip Ring: 223, 211 Plate: 113
2"	2-5/8"	2-1/4"	Spherical Polyolefin	Bright Chrome	80	PBH20___BC-3ED	Threaded: 532, 507, 634, 605
				Metalized Brass	80	PBH20___MB-3ED	Grip Neck: 302
				Windsor Antique	80	PBH20___WA-3ED	Grip Ring: 222, 223, 211 Plate: 113

*To order, include blue fastener code in Base Model Number. Example: PBH16507MB-3RD

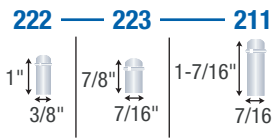
Threaded



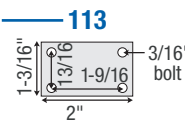
Grip Neck



Grip Ring



Top Plate



Finish Options



Metalized Brass



Windsor Antique



Bright Chrome

Socket Options

Shepherd has many solutions to help you mount your casters to your equipment quickly and easily. See pages 48-49 for more information.



Connects casters to wood



Connects casters to round tubes



Connect casters to PVC pipe legs



Weldable caster mount



Connects casters to square tubes



Corner brackets

Shepherd Caster Design

Successful product development begins with good design and understanding the environment in which the casters will be used. Our product engineers collaborate with the customer to fully understand their needs. The team then creates an initial product design, taking into account all durability, environmental and aesthetic parameters. All designs are done three dimensionally for ease of viewing and structural analysis. Once this process is complete, the product is prototyped for additional testing and evaluation. Utilizing electronic design techniques, the latest materials and prototyping technologies allows us to quickly and cost effectively develop products that fit the customers needs. The process also allows our customer to fully incorporate the caster into their design.



Softech

RoHS
Environmentally friendly
(Consult factory)



Features

- Soft 70-75/A durometer tread constructed of high-tech thermoplastic elastomer
- High load ratings
- Quiet mobility
- Riveted axle for positive wheel retention
- Floor protective and non-marking

Applications

- Store Fixtures
- Electronic Equipment
- Audio/Visual Equipment
- Furniture
- Medical Equipment

Options

- **Brake** available for all models; see chart for ordering details.



Finish Options



Black

Grey

Special Feature Selection

Softech EZ-Clean

Innovative design allows you to remove the axle caps so you can disassemble a nut and bolt axle to clean the caster from any entangling debris. Ideal for shower chair applications and other applications requiring frequent cleaning to prolong caster life. Minimum order quantities may apply.



Socket Options



Shepherd has many solutions to help you mount your casters to your equipment quickly and easily. See pages 48-49 for more information.



Connects casters to wood



Connects casters to round tubes



Connects casters to square tubes



Weldable caster mount



Metal T nut



Connect casters to PVC pipe legs



Connect casters to threaded pipes



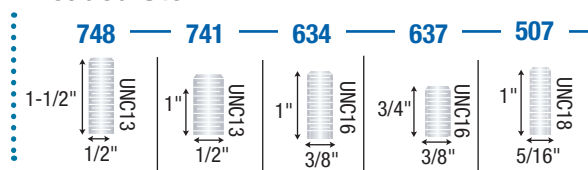
Corner brackets

Continued from previous page

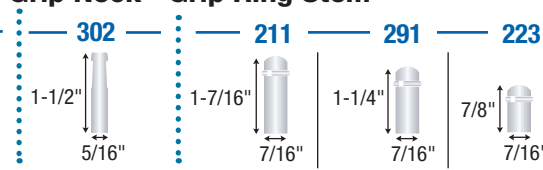
Wheel Diameter (mm)	Mounting Height (Inches)	Swivel Radius (Inches)	Tread Material	Finish Type	Dynamic Load (Pounds)	Base Model # (Add fastening code)	Brake Base Model # (Add fastening code)	Fastening Selection*
50mm	Stem: 2-1/4" Plate: 2-3/8"	1-13/16" Brake: 2-3/8"	Thermoplastic Elastomer	Black Body/Black Tread	75	PSF50___BK	PSF50___BK-B	Threaded: 507, 637, 634, 651 Grip Neck: 302 Grip Ring: 223, 211, 273, 202 Plate: 101
				Grey Body/Dark Grey Tread	75	PSF50___GR	PSF50___GR-B	
60mm	Stem: 2-5/8" Plate: 2-3/4"	2-1/16" Brake: 2-1/2"	Thermoplastic Elastomer	Black Body/Black Tread	100	PSF60___BK	PSF60___BK-B	Threaded: 507, 637, 634, 651 Grip Neck: 302 Grip Ring: 223, 211, 273, 202 Plate: 101
				Grey Body/Dark Grey Tread	100	PSF60___GR	PSF60___GR-B	
75mm	Threaded: 3-1/4" Grip Neck/Ring: 3-3/16" Plate: 3-1/2"	2-1/2" Brake: 3-3/16"	Thermoplastic Elastomer	Black Body/Black Tread	165	PSF75___BK	PSF75___BK-B	Threaded: 507, 637, 634, 741, 748, 651 Grip Neck: 302 Grip Ring: 223, 291, 211, 273, 202 Plate: 101, 116, 120
				Grey Body/Dark Grey Tread	165	PSF75___GR	PSF75___GR-B	
100mm	Threaded: 4-3/8" Grip Ring: 4-5/16" Plate: 4-5/8"	3-5/8" Brake: 4-1/2"	Thermoplastic Elastomer	Black Body/Black Tread	225	PSF100___BK	PSF100___BK-B	Threaded: 637, 634, 741, 748 Grip Ring: 223, 291, 211 Plate: 116, 120
				Grey Body/Dark Grey Tread	225	PSF100___GR	PSF100___GR-B	
125mm	Threaded: 5-7/16" Grip Ring: 5-5/16" Plate: 5-5/8"	4-1/2" Brake: 5-1/8"	Thermoplastic Elastomer	Black Body/Black Tread	225	PSF125___BK	PSF125___BK-B	Threaded: 741, 748 Grip Ring: 291, 211 Plate: 116, 120
				Grey Body/Dark Grey Tread	225	PSF125___GR	PSF125___GR-B	

*To order, include blue fastener code in Base Model Number. Example: PSF50507BK

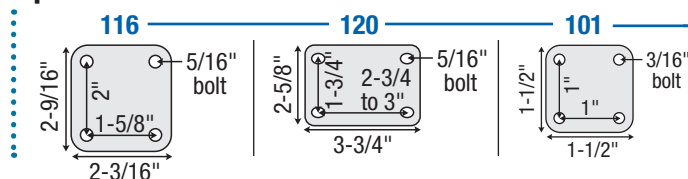
Threaded Stem



Grip Neck Grip Ring Stem



Top Plate



Ultima Nylon



RoHS
Environmentally friendly
(Consult factory)

Features

- Contemporary design
- Choice of nylon or urethane wheel (see next page for Urethane)
- Riveted axle for positive wheel retention on all except for 50mm and 60mm models for added durability

Applications

- Store Fixtures
- Utility Carts
- Furniture
- Office Equipment
- Medical Equipment

Options

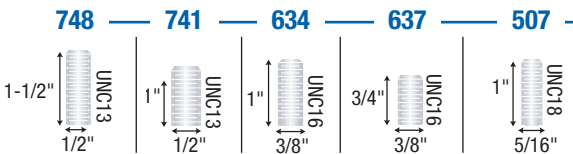
- Brake available for all models.



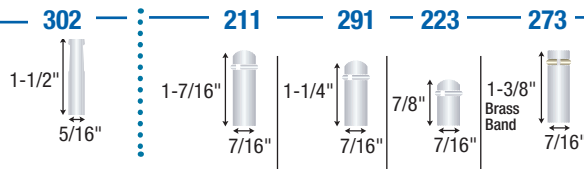
Wheel Diameter (mm)	Mounting Height (Inches)	Swivel Radius (Inches)	Tread Material	Dynamic Load (Pounds)	Base Model # (Add fastening code)	Brake Model # (Add fastening code)	Fastening Selection*
50mm	Stem: 2-1/4" Plate: 2-3/8"	1-13/16" Brake: 2-3/8"	Nylon	75	PUT50___BK	PUT50___BK-B	Threaded: 507, 637, 634 Grip Neck: 302 Grip Ring: 223, 211, 273 Plate: 101
60mm	Stem: 2-5/8" Plate: 2-3/4"	2-1/16" Brake: 2-1/2"	Nylon	100	PUT60___BK	PUT60___BK-B	Threaded: 507, 637, 634, 741, 748 Grip Neck: 302 Grip Ring: 223, 211, 291 Plate: 101, 116, 120
75mm	Stem: 3-1/4" Plate: 3-1/2"	2-1/2" Brake: 3-3/16"	Nylon	165	PUT75___BK	PUT75___BK-B	Threaded: 637, 634, 741, 748 Grip Neck: 302 Grip Ring: 223, 291, 211 Plate: 116, 120
100mm	Thread: 4-3/8" Grip Ring: 4-5/16" Plate: 4-5/8"	3-5/8" Brake: 4-1/2"	Nylon	175	PUT100___BK	PUT100___BK-B	Threaded: 741, 748 Grip Neck: 302 Grip Ring: 291, 211 Plate: 116, 120
125mm	Thread: 5-7/16" Grip Ring: 5-5/16" Plate: 5-5/8"	4-1/2" Brake: 5-1/8"	Nylon	180	PUT125___BK	PUT125___BK-B	Threaded: 741, 748 Grip Neck: 302 Grip Ring: 291, 211 Plate: 116, 120

*To order, include blue fastener code in Base Model Number.
Example: PUT50**507**BK

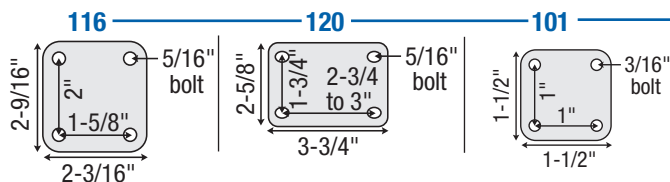
Threaded Stem



Grip Neck Grip Ring Stem



Top Plate



Socket Options

Shepherd has many solutions to help you mount your casters to your equipment quickly and easily. See pages 48-49 for more information.



Ultima Urethane

Features

- Contemporary design
- Urethane wheels provide added floor protection (see previous page for Nylon models).
- Riveted axle for positive wheel retention on all urethane models for added durability and caster life

Applications

- Store Fixtures
- Utility Carts
- Furniture
- Office Equipment
- Medical Equipment

Options

- Brake available for all models.

RoHS
Environmentally friendly
(Consult factory)

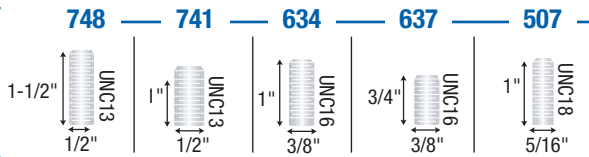


Wheel Diameter (mm)	Mounting Height (Inches)	Swivel Radius (Inches)	Tread Material	Dynamic Load (Pounds)	Base Model # (Add fastening code)	Brake Model # (Add fastening code)	Fastening Selection*
50mm	Stem: 2-1/4" Plate: 2-3/8"	1-13/16" Brake: 2-3/8"	Urethane	75	PUT50___BK-U	PUT50___BK-BU	Threaded: 507, 637, 634 Grip Neck: 302 Grip Ring: 223, 211, 273 Plate: 101
60mm	Stem: 2-5/8" Plate: 2-3/4"	2-1/16" Brake: 2-1/2"	Urethane	100	PUT60___BK-U	PUT60___BK-BU	Threaded: 507, 637, 634, 741, 748 Grip Neck: 302 Grip Ring: 223, 211, 291 Plate: 101, 116, 120
75mm	Thread: 4-3/8" Grip Ring: 4-5/16" Plate: 4-5/8"	3-5/8" Brake: 4-1/2"	Urethane	175	PUT100___BK-U	PUT100___BK-BU	Threaded: 741, 748 Grip Ring: 291, 211 Plate: 116, 120
100mm	Thread: 5-7/16" Grip Ring: 5-5/16" Plate: 5-5/8"	4-1/2" Brake: 5-1/8"	Urethane	180	PUT125___BK-U	PUT125___BK-BU	

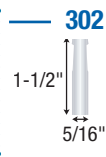
*To order, include blue fastener code in Base Model Number.

Example: PUT50507BK-U

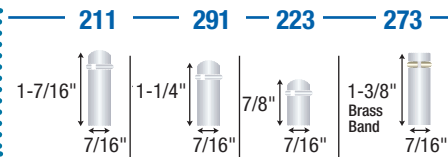
Threaded Stem



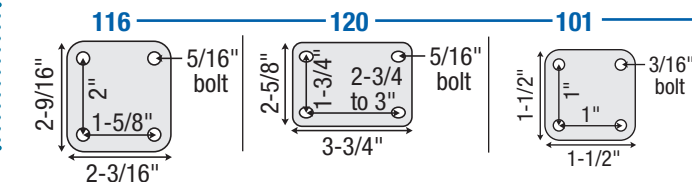
Grip Neck



Grip Ring Stem



Top Plate



Socket Options

Shepherd has many solutions to help you mount your casters to your equipment quickly and easily. See pages 48-49 for more information.



Pacer Hooded



Features

- Fast deliveries for any order quantity
- Zinc die-cast body and hood
- Concealed axle

Applications

- Store Fixtures
- Seating
- Electronic Equipment
- Office Equipment

Options

- **Brake** available on 50mm nylon tread models only.
- **Urethane Wheel** available for added floor protection; to order, insert [-U] at the end of model number. Not available on brake models.
- Unhooded Pilot version available; consult factory.

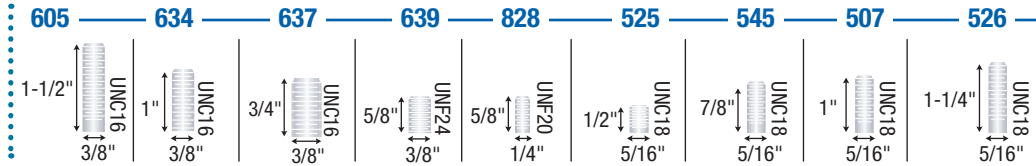
Finish Selection



Wheel Diameter (mm)	Mounting Height (Inches)	Swivel Radius (Inches)	Tread Material	Finish Type	Dynamic Load (Pounds)	Base Model # (Add fastening code)	Brake Model # (Add fastening code)	Fastening Selection*
50mm	Threaded: 2-1/2" Grip Ring/Neck: 2-3/8" Plate: 2-11/16"	1-3/4" Brake: 2-7/16"	Nylon	Bright Chrome	75	PPA50___BC	PPA50___BC-B	Threaded: 507, 525, 605, 634, 637, 639, 828 Grip Neck: 302 Grip Ring: 211, 222, 223 Plate: 101, 113
				Flat Black	75	PPA50___FB	PPA50___FB-B	
				Windsor Antique	75	PPA50___WA	PPA50___WA-B	
60mm	Threaded: 2-7/8" Grip Ring/Neck: 2-3/4" Plate: 3-1/16"	2-3/16"	Nylon	Bright Chrome	100	PPA60___BC	-	Threaded: 525, 526, 545, 605, 637, 639 Grip Neck: 302 Grip Ring: 211, 222, 223 Plate: 101, 113
				Flat Black	100	PPA60___FB	-	
				Windsor Antique	100	PPA60___WA	-	

*To order, include blue fastener code in Base Model Number. Example: PPA50507BC

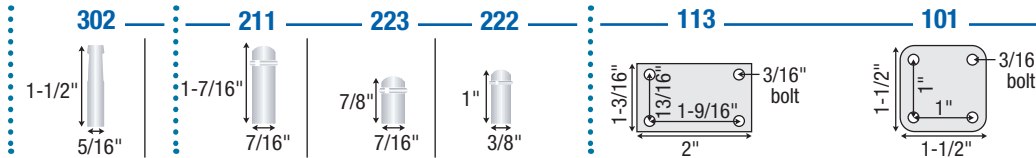
Threaded Stem



Grip Neck

Grip Ring Stem

Top Plate



Special colors such as satin chrome and others available - consult factory for MOQ.



Unhooded Pilot version also available. Change PPA to PPB. Also available in urethane wheels for extra floor protection; add -U to end of model number.

Socket Options

Shepherd has many solutions to help you mount your casters to your equipment quickly and easily. See pages 48-49 for more information.



Source II Hooded

Features

- Designed for economical twin wheel mobility solutions
- All nylon construction
- Steel axle and fastening

Applications

- Store Fixtures
- Furniture
- Display Units
- Utility Carts
- Office Equipment
- Medical Equipment

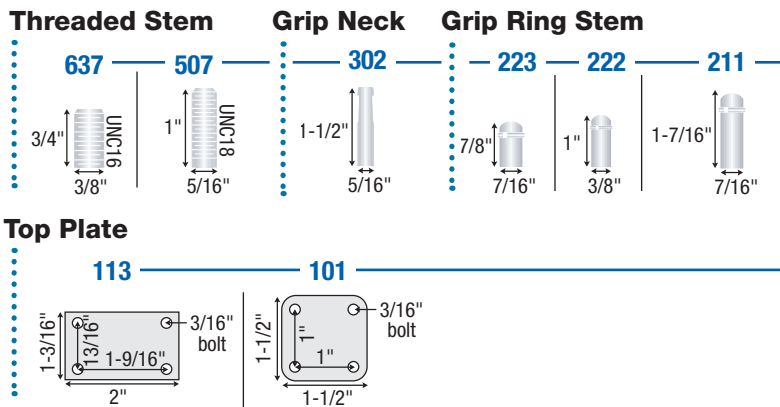
Options

- **Brake** available on all models.



Wheel Diameter (mm)	Mounting Height (Inches)	Swivel Radius (Inches)	Tread Material	Finish Type	Dynamic Load (Pounds)	Base Model # (Add fastening code)	Brake Model # (Add fastening code)	Fastening Selection*
40mm	Stem: 2" Plate: 2-1/4"	1-11/16" Brake: 1-15/16"	Nylon	Black	40	PTW40___BK	PTW40___BK-B	Threaded: 637, 507 Grip Neck: 302 Grip Ring: 223 Plate: 101, 113
50mm	Stem: 2-3/8" Plate: 2-5/8"	2" Brake: 2-7/16"	Nylon	Black	75	PTW50___BK	PTW50___BK-B	Threaded: 637, 507 Grip Neck: 302 Grip Ring: 223, 222, 211 Plate: 101, 113
60mm	Stem: 2-3/4" Plate: 3"	2-1/4" Brake: 2-7/8"	Nylon	Black	100	PTW60___BK	PTW60___BK-B	Threaded: 637, 507 Grip Neck: 302 Grip Ring: 223, 211 Plate: 101, 113

*To order, include **blue** fastener code in **Base Model Number**. Example: PPA50**507**BC



Socket Options

Shepherd has many solutions to help you mount your casters to your equipment quickly and easily. See pages 48-49 for more information.



Threaded Stem



Grip Neck Stem



Grip Ring Stem



Swivel Top Plate



Chair Caster



Features

- Constructed of injection-molded engineering grade nylon
- Nylon tread for carpeting and urethane for hard floors

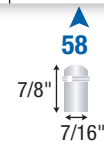
Applications

- Seating
- Medical Equipment

Options

- 1-1/2" or 1-3/4" pivot boss sizes

Wheel Diameter (mm)	Mounting Height (Inches)	Swivel Radius (Inches)	Pivot Boss Diameter (Inches)	Tread Material	Dynamic Load (Pounds)	Model #	Fastening Selection
55mm	2-1/4"	2-9/16"	1-1/2"	Nylon	75	PHT5558BK	Grip Ring: 58
	2-1/8"	2-9/16"	1-3/4"	Nylon	75	PHG5558BK	
	2-1/4"	2-9/16"	1-1/2"	Urethane	75	PHT5558BK-U	
	2-1/8"	2-9/16"	1-3/4"	Urethane	75	PHG5558BK-U	



Pivot boss diameter



Wheel Options



Nylon



Urethane

Twin-Med Grey

Features

- Undercover protection
- Designed to protect axle/bearing areas from hair/water
- Wheels feature precision ball bearings for quieter smoother operation
- Softer quieter TPR tread design
- Double ball bearing located in the swivel raceway on 4" models
- 5" models feature a sealed precision bearing in the swivel raceway
- Wheels have easy rollability

Applications

- Diagnostic Equipment
- Electronic Equipment
- Patient Aids
- Patient Lifts
- Nursing Home Beds
- Medical Carts

Options

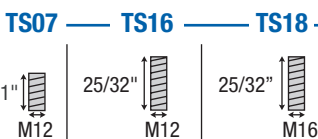
- **Total Lock** models lock both the wheel and swivel
- **Directional Lock** (locks swivel) models are available. Please consult factory.
- **Antistatic** models available; consult factory for details.



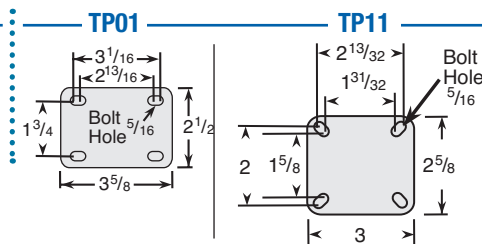
Wheel Diameter (Inches)	Tread Width (Inches)	Mounting Height (Inches)	Swivel Radius (Inches)	Tread Material	Wheel Bearing	Dynamic Load (Pounds)	Base Model # (Add fastening code)	Total Lock Brake Model # (Add fastening code)	Fastening Selection*
4"	2-39/64"	Stem: 5" Plate: 5-3/8"	3-1/8"	TPR	Precision Ball	220	TG-04TPP-281-SW-____	TG-04TPP-281-TL-____	Threaded: TS07, TS16, TS18 Plate: TP01, TP11
5"	3"	Stem: 6" Plate: 6-3/8"	4"	TPR	Precision Ball	246	TG-05TPP-281-SW-____	TG-05TPP-281-TL-____	

*To order, include blue fastener code in Base Model Number. Example: TG-04TPP-281-SW-**TS07**

Threaded Stem



Plate



Socket Options

Shepherd has many solutions to help you mount your casters to your equipment quickly and easily. See pages 48-49 for more information.



Undercover shield for ultimate protection.

GRX High Performance

Features

- Non marking TPU wheels provide excellent floor protection
- Strong Polyamide nylon body and brake
- Available in a multitude of colors
- Optional Antimicrobial, conductive, stainless Steel and MRI options
- Metric and Imperial fitting options
- 100-125mm sizes offer precision swivel and precision wheel bearings and full Total Lock
- 30-75mm sizes offer wheel brake with blind hole swivel design

Applications

- Healthcare, home or office furniture
- Industrial and healthcare seating
- Medical carts
- Bassinets
- Store fixtures

Options

- **Total Lock Brake:** (locks both swivel and wheels) available on 75mm, 100mm, and 125mm models. Brake lever is integrated into body design for clean lines.
- **Standard Tread Lock Brake:** (locks wheels only) available on 65mm.
- **Tread Covers:** (Consult Shepherd)
- **Additional Fastenings:** Consult factory



Color Options



GG

Gray caster/
dark grey tread



WG

White caster/
dark grey tread



BG

Black caster/
dark grey tread



Other colors available
with MOQ.

Caster Sizes



GRX30PYOSW-TS53-BG

30mm



GRX38PYOSW-TS53-BG

38mm



GRX50PYOTB-TS53-WG

50mm



GRX65PYOTB-TGR01-GG

65mm



GRX75PYOTB-TP20-BG

75mm



GRX100PYOSW-TS53-BG

100mm



GRX125PYOSW-GR01-GG

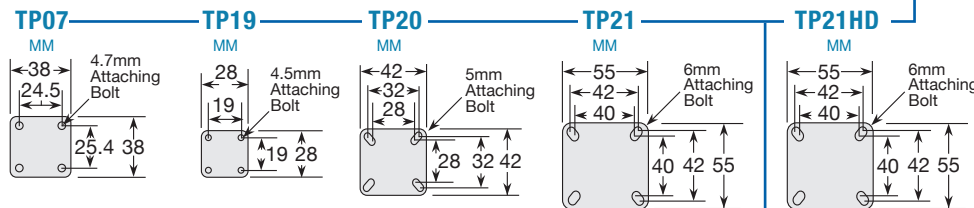
125mm

Wheel Diameter	Mounting Height	Configuration Type	Wheel Bearing	Swivel Radius	Dynamic Load	Base Foot-print	Add Color Code and Fastening Code	Fitting Options
30mm	34mm thread; 30mm grip ring; 38mm plates and U bracket	Swivel	Plain Bore	35mm	40kg	40mm	GRX30PYOSW-___-___	Plate: TP07, TP19; Threaded Stem: TS53, TS54
		Wheel Brake	Plain Bore	42mm	40kg	40mm	GRX30PYOTB-___-___	
38mm	45mm thread; 41mm grip ring; 52mm TP21, 48mm other plates	Swivel	Plain Bore	39mm	60kg	46mm	GRX38PYOSW-___-___	Plate: TP07, TP19, TP20, TP21; Threaded Stem: TS15, TS16, TS52, TS34, TS53, TS54, TS55; Grip Ring Stem: GR01, GR20
		Wheel Brake	Plain Bore	47.5mm	60kg	46mm	GRX38PYOTB-___-___	
50mm	58mm thread; 55mm grip ring; 62mm plates	Swivel	Plain Bore	47.5mm	40kg	53mm	GRX50PYOSW-___-___	Plate: TP07, TP20; Threaded Stem: TS15, TS16, TS34, TS52, TS54, TS55; U Bracket: UB01, UB02; Grip Ring Stem: GR01
		Wheel Brake	Plain Bore	65mm	35kg	53mm	GRX50PYOTB-___-___	
65mm	73.5mm threaded; 69.5 grip ring; 74.5mm plates	Swivel	Plain Bore	58mm	50kg	53mm	GRX65PYOSW-___-___	Plate: TP07, TP20; Threaded Stem: TS02, TS15, TS24, TS51, TS16; Grip Ring Stem: GR01, GR02
		Wheel Brake	Plain Bore	76mm	50kg	53mm	GRX65PYOTB-___-___	
75mm	86.5mm threaded; 83.5 grip ring; 88.5mm TP20, 91mm TP21	Swivel	Plain Bore	65mm	75kg	54mm	GRX75PYOSW-___-___	Plate: TP20, TP21; Threaded Stem: TS02, TS15, TS16, TS24, TS34; Grip Ring Stem: GR01, GR02
		Wheel Brake	Plain Bore	84mm	75kg	54mm	GRX75PYO_TB-___-___	
		Total Lock	Plain Bore	84mm	75kg	54mm	GRX75PYOTL-___-___	
100mm	120.5mm threaded; 117.5 grip ring; 124mm TP21; 127mm TP21HD	Swivel	Precision Ball	89mm	100kg	57mm	GRX100PYPSW-___-___	Plate: TP21, TP21HD; Threaded Stem: TS02, TS15, TS16, TS24; Grip Ring Stem: GR01, GR02
		Total Lock	Precision Ball	111mm	100kg	57mm	GRX100PYPTL-___-___	
125mm	146.5mm threaded; 143.5mm grip ring; 153mm plate	Swivel	Precision Ball	109mm	100kg	67mm	GRX125PYPSW-___-___	Plate: TP21HD; Threaded Stem: TS02, TS15, TS16, TS24; Grip Ring Stem: GR02
		Total Lock	Precision Ball	134mm	100kg	67mm	GRX125PYPTL-___-___	

*To order, include blue fastener code in Base Model Number. Example: GRX03PYSOW-TS07-GG

GG Gray caster/ dark grey tread
WG White caster/ dark grey tread
BG Black caster/dark grey tread

Plates



Threaded Stems



TS02	1/2"-13NC x 1"
TS15	M10 x 1.50p X 15mm
TS16	M12 X 20mm
TS24	3/8"-16NC x .75"
TS34	M10-1.5x25.4mm
TS51	5/16"-18NC x .75"
TS51	5/16"-18NC x .75"
TS52	M8 x 15mm
TS53	M8 x 12mm
TS54	M10 x 16mm
TS55	M8 x 20mm

Grip Ring Stems



Grip Ring Stem

GR01	7/16" x 7/8" round
GR02	7/16" x 1-7/16" round
GR20	11mm x 30mm round

Note: TP21HD is 3mm thicker than TP21.

Socket Options

Shepherd has many solutions to help you mount your casters to your equipment quickly and easily. See pages 48-49 for more information.



Mighty-Mite




Features

- High-strength & heat treated steel for increased durability and caster life
- Dual ball raceways
- RoHS compliant plating for corrosion resistance
- Octagon washer on stem models for easy installation
- NSF approved (less thread guards (consult factory))

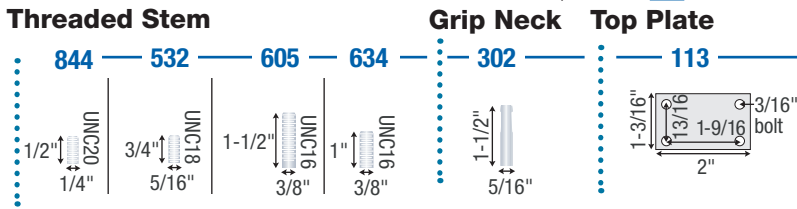
Applications

- Store fixtures
- Carts
- Institutional Equipment
- Food Service Equipment
- Furniture
- Janitorial Equipment
- Office Equipment

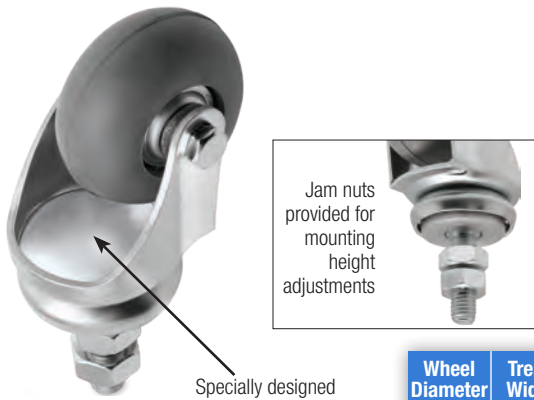
Wheel Diameter (Inches)	Tread Width (Inches)	Mounting Height (Inches)	Swivel Radius (Inches)	Tread Type	Caster Finish	Dynamic Load (Pounds)	Base Model Number (Add fastening code)	Fastening Selection*
1-5/8"	11/16"	2-5/16"	1-5/8"	Soft Rubber	Zinc Plated	70	PRE16___TZ-3R	Threaded: 605 Swivel Plate: 113
				Soft Rubber	Black Oxide	70	PRE16___BO-3R	Threaded: 634
				Polyolefin	Zinc Plated	75	PRE16___TZ-3E	Threaded: 532, 844
				Polyolefin	Black Oxide	75	PRE16___BO-3E	Threaded: 532, 844 Grip Neck: 302
				Polyolefin	Copper Oxide	75	PRE16___CO-3E	Grip Neck: 302 Swivel Plate: 113



*To order, include blue fastener code in Base Model Number. Example: PRE16**605**ZN-3R



Glass Handling Caster



Features

- Specially designed raceway system protects against debris
- Soft non-marking neoprene rubber wheels
- Ball bearing wheels for added rollability
- Zinc plated for corrosion resistance

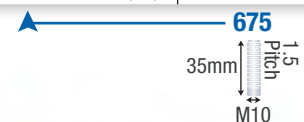
Applications

- Glass Industry
- Plant Operation
- Conveyor Systems
- Material Handling

Options

- **Fastening Selections:** Additional options available upon request (minimums may apply).

Wheel Diameter (Inches)	Tread Width (Inches)	Mounting Height (Inches)	Swivel Radius (Inches)	Tread Material	Wheel Bearing	Dynamic Load (Pounds)	Base Model #	Fastening Selection
2"	15/16"	2-15/16"	1-13/16"	Neoprene	Ball	75	PGN20 675 ZN-NPR21(GG)	Threaded: 675



Ladder Caster

Features

- Long stem made especially for rolling ladders (does not include spring)
- Zinc finish
- Dual ball bearing raceways
- Soft rubber wheels (75 Shore A)

Applications

- Rolling Ladders

Fastening Specs

- Overall Stem Length: 4-13/16"
- Thread Diameter: 5/16" UNC18
- Thread Length: 5/8" UNC18



Wheel Diameter (Inches)	Tread Width (Inches)	Mounting Height (Inches)	Swivel Radius (Inches)	Tread Material	Wheel Bearing	Dynamic Load (Pounds)	Base Model #
2"	13/16"	2-1/2"	1-13/16"	Soft Rubber	Plain	80	PLD20820ZN-3R
3"	13/16"	3-11/16"	2-3/8"	Soft Rubber	Plain	110	PLD30820ZN-3R

PDT Casters

Features

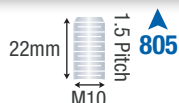
- Total Lock lever integrated into body
- Sleek, all plastic body
- Matching thread guards
- Polyurethane tread

Applications

- Electronic Equipment
- Seating
- Medical Equipment



Wheel Diameter (inches)	Tread Width (Inches)	Mounting Height (Inches)	Swivel Radius (Inches)	Finish	Dynamic Load (Pounds)	Model #	Fastening Selection
3"	1"	4-3/4"	2-11/16"	Silver	75	PDT30805SV-TPU01(KK)	Threaded: 805



Self-Braking Chair Casters

Features

- Choice of models that automatically brake with or without weight
- Constructed of injection-molded engineering grade nylon
- Urethane tread

Applications

- Seating
- Medical Equipment

Options

- **Braking:** Model PSC50223BK-U brakes when weight is applied. Model PSD50223BK-U brakes without weight, rolls when weight is applied.



Wheel Diameter (mm)	Braking Type	Mounting Height (Inches)	Swivel Radius (Inches)	Tread Material	Dynamic Load (Pounds)	Model #	Fastening Selection
50mm	Compression brake	2-7/16" - 2-1/2"	2-1/16"	Urethane	75	PSC50223BK-U	Grip Ring: 223
	Decompression brake	2-3/8" - 2-7/16"	2-1/16"	Urethane	75	PSD50223BK-U	

12-15 lbs to activate brakes below.

Compression brake models brake when you sit down.

Decompression brake models brake when you stand up.



Pemco Shopping Cart



Features

- Considered by many to be the standard of the industry.
- Wheel tread is mechanically locked to core. On KasterKat models wheel tread is also chemically bonded.
- Many Pemco models feature the patented sealed bearing features double ball raceway that is insert-molded into the hub. The single spindle design cannot become misaligned with use.

Applications

- Shopping carts

Options

- Anti-static and self-braking models available.
- Caster finish options including standard zinc plating, PemCoat and Precision Hollow Rivet.
- Wheel tread options including polyurethane, TPR and anti-static polyurethane.

Caster Finish Selection




Standard Zinc plated



PemCoat™ optional finish prolongs caster fork life in the worst conditions. Available by special order only; please consult factory for minimums and details.

Pemco Bearing Difference

Legacy Single Spindle Bearing



Bearing is insert-molded into the polypropylene hub. This bearing is a single spindle design that cannot become misaligned with use. It is also sealed on both sides after being pre-lubricated with high quality grease.

New Dual Precision Bearing



Pemco now offers a new dual precision bearing for smooth, quiet rolling. This bearing is also pressed into the hub for greater durability and longer service life.

The **KasterKat** premium features a molded, red annular ring mixed with polyurethane, between the hub and our premium polyurethane tread. This process provides both a chemical bond and a mechanical lock between the tread and hub.

Polykat wheels features a polyurethane tread mechanically locked to a polypropylene core. This design helps prevent tread separation.

QuietKat wheels are very durable, roll easy and are well suited for a variety of applications. The wheel cushions your ride over rough surfaces, providing excellent shock absorption. The softer 88A Durometer TPR tread design will not mark your floors.

SuperKat wheels feature a soft natural rubber tread material along with a more rounded tread shape. This design allows the wheel to rotate as it is pulled sideways by cart pusher machines. Because the wheel is allowed to spin, even with sharp turns, it is much more resistant to flat spotting compared to conventional wheels. This design has been used successfully in Europe for over 20 years.





Pemco Shopping Cart

Continued from previous page

Wheel Diameter (Inches)	Tread Width (Inches)	Mounting Height (Inches)	Bearing Bore (Inches)	Bearing Type	Tread/ Core Color	Thread Guard Color	Wheel Features	Dynamic Load (Pounds)	Caster Model	Wheel Model
-------------------------	----------------------	--------------------------	-----------------------	--------------	-------------------	--------------------	----------------	-----------------------	--------------	-------------

KasterKat Premium

5"	1-1/4"	5-7/8"	5/16"	Single Spindle	Dark Blue/Grey	Dark Blue	Standard	250	77679E	83119E
				Single Spindle	Grey/Grey	Grey	Standard	250	77679Y	83119Y
				Single Spindle	Dark Blue/Grey	Dark Blue	Tensioner (Self Braking)	250	77695E	83207E



PolyKat

4"	1-1/4"	4-11/16"	5/16"	Single Precision	Dark Blue/Grey	Dark Blue	Standard	250	77687E	83194E
5"	1-1/4"	5-7/8"	5/16"	Dual Precision	Dark Blue/Grey	Dark Blue	Standard	250	77520EZ	83122EZ
				Dual Precision	Dark Grey/Black	Black	Standard	250	77688YZ	83195YZ
				Delrin	Black/Black	None	Economical	200	77142G	8161G
				Single Spindle	Dark Blue/Grey	Dark Blue	Anti-Static	250	77639E	83184E
				Single Spindle	Dark Blue/Grey	Orange	Tensioner (self-braking)	250	77662E	83190E
				Single Spindle	Dark Blue/Grey	Orange	Adjustable Tensioner	250	77692E	83202E
				Single Spindle	Dark Blue/Grey	Orange	Fusion: Anti-static/Tensioner	250	77699E	83206E



QuietKat

5"	1-1/4"	5-7/8"	5/16"	Dual Precision	Grey/Black	Black	Standard	250	77103Y	83203YZ
				Single Spindle	Grey/Black	Black	Anti-Static	250	77123Y	83211Y
				Single Spindle	Grey/Black	Orange	Tensioner (self-braking)	250	77124Y	83212Y
				Single Spindle	Grey/Black	Orange	Fusion: Anti-static/Tensioner	250	77125Y	83219Y



SuperKat

5"	1-1/4"	5-7/8"	5/16"	Dual Precision	Dark Blue/Grey	Dark Blue	Anti-flat spot for cart pushers	250	77146E	83224E
----	--------	--------	-------	----------------	----------------	-----------	---------------------------------	-----	--------	--------



PolyKat Anti-Static. Say goodbye to straps and chains. Patented anti-static wheel discharges static electricity of shopping cart every rotation of the wheel.



Standard **Tensioner** wheel reduces damage caused by rolling, unattended shopping carts. They are designed to hold unattended shopping carts on a slight slope (1-2 degrees) and slow down acceleration on greater slopes.



Adjustable Tensioner

wheels have deceleration is pre-set at the factory for average conditions. Parking lot conditions vary widely -- the amount of deceleration can easily be field adjusted to meet customer needs.



Fusion wheels feature the fusion of anti-static and tensioner wheel for the ultimate in shopper comfort and protection. No field adjustment necessary.



Nomenclature

With thousands of options, casters can be difficult to specify. Please contact the professionals for fast help at www.shepherdcasters.com or call us at 1-800-253-0868.

Example model number shown (PRE50273ZN-TPR B is a Regent caster (PRE). The wheel diameter is 5" (50). The fastening is a grip ring stem (273). The caster fork finish is zinc (ZN). The wheel is a TPR (TPR). The caster has an optional tread lock brake (B).



PRE50273ZN-TPR B

Wheel Diameter

All series except twin wheels are 2 digits and are in inches, ie 30=3". Some twin wheels extend to 3 digits ie 100=100mm

Fastening

See pages 51-58 for a listing of all fastenings

Finish

ZN-Zinc
TZ-ROHS compliant
Zinc plating
BO-Black Oxide
BK-Black
BB-Bright Brass
BC-Bright Chrome
WA-Windsor Antique
SC Satin Chrome (MOQ)

Wheel

Single wheel casters only
See pages 40-47 for a listing of all wheel types, some lighter duty casters have a 2 digit code.

Options

Will include brake options and other non-standard options. In Twin wheels will also include tread options such as urethane (-U). See individual product sections for details.

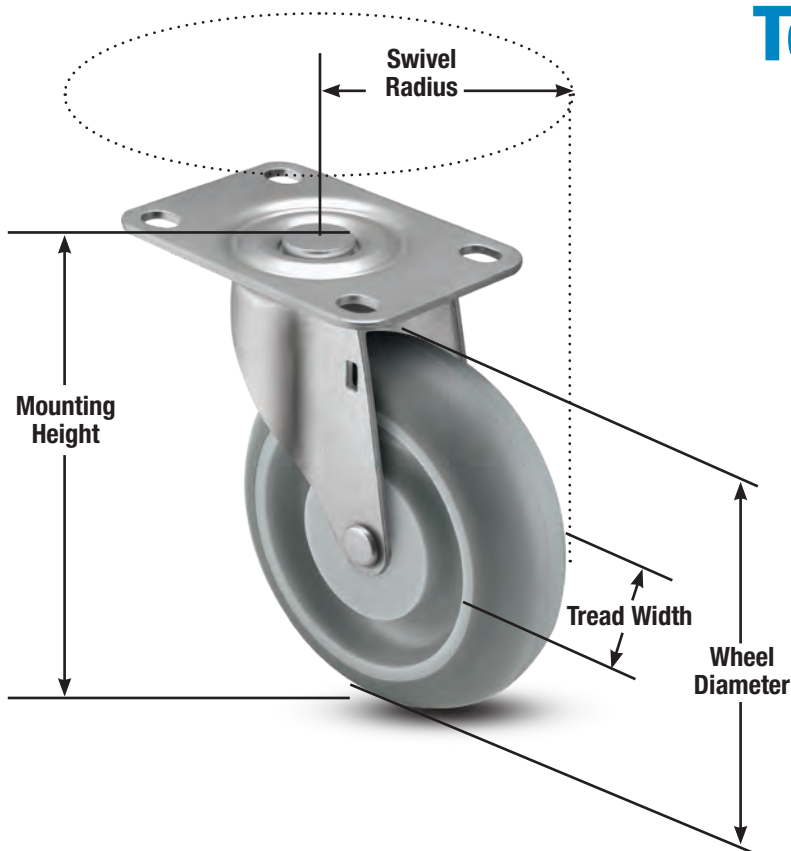
Caster Code

Code	Description
PRE	Regent-Swivel
PRI	Regent-Rigid
PMN	Monarch
PRQ	General Duty Rigid
PSQ	General Duty Swivel
COO	Low Profile Low Profile
BLS	Low Profile Swivel
BLM	Low Profile Swivel
BLR	Low Profile Rigid
BLR	Low Profile Rigid
BDS	BDS Swivel
BDR	BDR Swivel
POM	Omega
PRS	RS Series
PRT	RT Total Lock Series
PEC	Eclipse

Code	Description
PGE	Genesis
PSN	Ball Casters Saturn
PPL	Ball Casters Planet
PBH	Baron
PSF	SoftTech Series
PUT	Ultima Series
PPA	Pacer Series
PTW	Source II
PSC	Specialty Chair Casters
PSD	Specialty Chair Casters
TGE	Genesis Dual
GRX	GRX High Performance
PLD	Ladder Caster
PGN	Glass Handling Casters
PDT	PDT Caster

Terms & Definitions

Caster Terms



Swivel Radius – The distance from the center of the fastening to the outer most point of the caster. This specifies the minimum clearance required for a mounted caster to swivel 360 degrees.

Wheel Diameter – The vertical measurement from the bottom to the top of the wheel (wheel diameter also commonly refers to the size of the caster). Generally, the larger the wheel diameter, the easier it will roll.

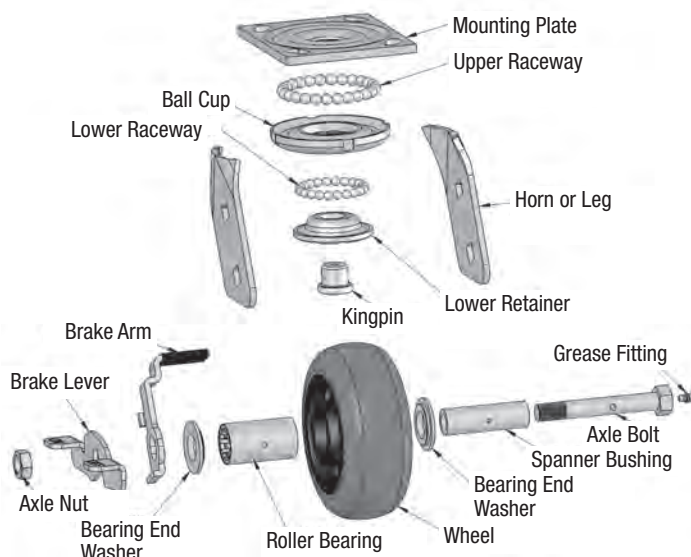
Mounting Height – The total distance the caster raises the unit off the floor when assembled. It is ideally the measurement from the bottom of the wheel to the top of the fastening (does not include stem within the unit).

Dynamic Load – The calculated load a caster has been designed to support while in use. This dynamic calculation is determined by static load, durability and impact factors—and is assigned on a per caster basis. To determine the load required based on the number of casters on the unit, divide the fully loaded product weight by the number of casters.

Other Important Selection Considerations:

- **Load capacity:** divide the fully loaded product weight by the number of casters to determine the dynamic load rating required per caster.
- **Floor conditions:** hard treads usually provide greater capacity, but are louder and can damage some floors. Soft treads are quieter, more floor protective, more shock absorbing, and roll more easily over obstructions.
- **Rollability:** the right bearing and wheel material can make a big difference. Precision ball bearings reduce the effort needed to initiate and sustain rolling—while larger diameter, crowned and hard tread wheels also generally help with improved rollability.
- **Brakes:** a host of brake options are available, some designed for economic solutions (Side and Friction), others for a positive locking wheel brake (Tread Locks and Top Locks), and others to ensure safety by positively locking both wheel and swivel (Total Locks).
- **Mounting methods:** many considerations come into selecting the right fastening method. With hundreds of options available, we have the experience to ensure you utilize the proper method.
- **Maintenance considerations:** various bearing types are available to provide maintenance free operation.
- **Unusual conditions:** are frequent washings, salt water, high heat, or non-magnetic requirements present? We have you covered if so.

Caster Assembly Parts



Wheel Selection Guide

Polyolefin Wheels



Page 41

Soft & Hard Rubber Wheels



Page 42

Thermoplastic Rubber (TPR) Wheels



Page 43

MonoTech Wheels



Page 44

Pneumatic/No-Matic Wheels



Page 45

Thermoplastic (TPU) Polyurethane Wheels



Page 46

Vipor Wheels



Page 47

Solid Urethane & Nylon Wheels



Page 47

Wheel Application Guide

					
Wheel Type	Carpet	Linoleum	Wood	Concrete	Tile
MonoTech	Good	Excellent	Excellent	Excellent	Excellent
Thermoplastic Rubber (TPR)	Good	Good	Good	Good	Good
Polyurethane (TPU)	Good	Good	Good	Excellent	Excellent
Soft Rubber**	Good	Good	Good	Good	Good
Hard Rubber**	Good			Good	
Polyolefin	Good			Good	Good
Vipor	Excellent	Good	Good	Excellent	Good
Pneumatic**	Good	Good	Good	Good	Good
No-Matic**	Good	Good	Good	Good	Good
Phenolic	Good			Good	
Glass Filled Nylon	Good			Good	
Cast Iron				Good	

*Always consult your flooring manufacturer to determine the best wheel materials for your floor prior to use.

**Some industrial rubber wheels may leave rubber residue on certain floor types, test prior to use.

Polyolefin Wheels



Polyolefin (Popular on Regent, Monarch, Series)

Wheel Diameter (Inches)	Tread Width (Inches)	Bearing	Hub Length (Inches)	Axle Size (Inches)	Color Tread/ Core	Durometer / Shore Scale	Dynamic Load (Pounds)	Part Number
1-1/4"	17/32"	Plain	.63"	3/16"	Black	70D	75	007114
1-5/8"	11/16"	Plain	.77"	7/32"	Black	70D	80	006971
2"	13/16"	Plain	.90"	1/4"	Black	70D	100	006972
2-1/2"	13/16"	Plain	.92"	1/4"	Black	70D	120	007213
3"	13/16"	Plain	.99"	1/4"	Black	70D	125	007386
	1-1/4"	Plain	1.56"	3/8"	Black	70D	270	005100
4"	15/16"	Plain	1.15"	5/16"	Black	70D	150	004101
	1-1/4"	Plain	1.56"	3/8"	Black	70D	275	005102
	2"	Plain	2.375"	1-3/16" bore ¹	Black	70D	500	WH4X2POD19
5"	15/16"	Plain	1.15"	5/16"	Black	70D	150	007310
	1-1/4"	Plain	1.56"	3/8"	Black	70D	300	005103
	2"	Plain	2.375"	1-3/16" bore ¹	Black	70D	600	WH5X2POD19
6"	2"	Plain	2.375"	1-3/16" bore ¹	Black	70D	600	WH6X2POD19
8"	2"	Plain	2.375"	1-3/16" bore ¹	Black	70D	900	WH8X2POD19

¹Requires bearing and spanner to utilize 1/2" axle.



2" Regent/
Monarch

2" Low Profile
00

2-1/2" Low Profile
BLS/BLM

Solid Wall Polyolefin (Popular on Regent, Monarch, Low Profile 00 and Low Profile BLS/BLM Series)

Wheel Diameter (Inches)	Tread Width (Inches)	Bearing	Hub Length (Inches)	Axle Size (Inches)	Color Tread/ Core	Durometer / Shore Scale	Dynamic Load (Pounds)	Part Number
2"	3/4"	Plain	.90"	1/4"	Black	70D	100	007956
	3/4"	Plain	.921"	5/16"	Black	70D	100	618712
	1-13/16"	Plain	1.85"	5/16"	Black	70D	300	618901
2-1/2"	1-3/4"	Roller	1.94"	3/8" ²	Black	70D	400	618820

²Requires spanner #009292 to utilize 3/8" axle.



2" Spherical:
Baron Series

Spherical Polyolefin (Popular on Baron Series)

Wheel Diameter (Inches)	Tread Width (Inches)	Bearing	Hub Length (Inches)	Axle Size (Inches)	Color Tread/ Core	Durometer / Shore Scale	Dynamic Load (Pounds)	Part Number
2"	-	Plain	1.98"	1/4"	Black	70D	100	006520

Popular Polyolefin Caster Series



Regent
Pages 5-7



Low Profile 00
Page 10



Baron
Page 22

Features

- The most economical hard tread wheel solution
- Non-marking and resistant to frequent wash-downs, oil, grease, cleaning solutions, and most chemicals
- High-impact strength in a lightweight injection molded construction
- Other wheel options available; please consult factory for details
- **Temperature Range:**
-20° to 180° F

Soft and Hard Rubber Tread Wheels



Features

- Soft rubber wheels combine a soft tread on a hard rubber core—offering quiet movement, a cushioned ride, and added floor protection
- Hard rubber wheels provide higher load capacities and impact resistance
- Resistant to most chemicals and oils
- **Temperature Range:**
-40° to 160° F

Wheel Diameter (Inches)	Tread Width (Inches)	Bearing	Hub Length (Inches)	Axle Size (Inches)	Wheel Color	Durometer / Shore Scale	Dynamic Load (Pounds)	Part Number
Soft Rubber (Popular on Regent, and Monarch Series)								
1-5/8"	23/32"	Plain	.77"	7/32"	Black	75A	70	006371
	13/16"	Plain	.92"	1/4"	Black	75A	80	006102
2"	13/16"	Plain	.92"	5/16"	Dark Grey	75A	80	618711
	13/16"	Plain	.92"	1/4"	Black	75A	90	006742
2-1/2"	13/16"	Plain	.92"	1/4"	Black	75A	110	007385
	1-1/4"	Plain	1.56"	3/8" ¹	Black	75A	150	615493
3"	1-1/4"	Plain	1.56"	3/8" ¹	Black	75A	150	615121
	1-1/4"	Plain	1.56"	3/8" ¹	Black	75A	125	007272
3-1/2"	1-1/4"	Plain	1.56"	3/8" ¹	Black	75A	165	615514
	1-1/4"	Plain	1.56"	3/8" ¹	Black	75A	130	007312
4"	1-1/4"	Plain	1.56"	3/8" ¹	Black	75A	200	615519
	1-1/4"	Plain	1.56"	3/8" ¹	Black	75A	200	615519

¹Requires spanner# 612240 to utilize 3/8" axle, order separately with wheel.

Hard Rubber (Popular on Regent, and Monarch Series)

2"	13/16"	Plain	.92"	1/4"	Black	80D	100	006646
	13/16"	Plain	.92"	5/16"	Loden Grey	80D	100	618710
2-1/2"	13/16"	Plain	.92"	1/4"	Black	80D	110	006744
	13/16"	Plain	.99"	1/4"	Black	80D	120	007380
3"	1-1/4"	Plain	1.56"	3/8" ¹	Black	80D	210	615487
	1-1/4"	Plain	1.56"	3/8" ¹	Black	80D	250	615120
3-1/2"	1-1/4"	Plain	1.56"	3/8" ¹	Black	80D	150	007271
	1-1/4"	Plain	1.56"	3/8" ¹	Black	80D	255	615513
4"	1-1/4"	Plain	1.56"	3/8" ¹	Black	80D	150	007311
	1-1/4"	Plain	1.56"	3/8" ¹	Black	80D	280	615516

¹Requires spanner# 612240 to utilize 3/8" axle, order separately with wheel.

Spherical Soft Rubber (Popular on Baron Series)



1-5/8" Spherical:
Baron Series

Wheel Diameter (Inches)	Bearing	Hub Length (Inches)	Axle Size (Inches)	Wheel Color	Durometer / Shore Scale	Dynamic Load (Pounds)	Part Number
1-5/8"	Plain	1.52"	7/32"	Black	75A	75	006522

Popular Rubber Tread Caster Series



**Regent
Hard and Soft
Rubber**
Pages 5-7



**Low Profile 00 Hard
and Soft Rubber**
Page 10



**Baron
Soft Rubber**
Page 22

Thermoplastic Rubber (TPR) Wheels

TPR (Popular on Regent, and Monarch Series)

Wheel Diameter (Inches)	Tread Width (Inches)	Bearing	Tread/Core Color	Thread Guard	Hub Length (Inches)	Axle Size (Inches)	Durometer / Shore Scale	Dynamic Load (Pounds)	Part Number
2"	13/16"	Plain	Grey/Black	None	0.9"	1/4"	40D	80	007962
	13/16"	Plain	Grey/Black	None	0.92"	5/16"	40D	80	618713
2-1/2"	13/16"	Plain	Grey/Black	None	0.9"	1/4"	40D	90	007964
3"	13/16"	Plain	Grey/Black	None	0.99"	1/4"	40D	125	008063
	1-1/4"	Delrin	Grey/Grey	None	1.5"	3/8"	85A	210	009014
	1-1/4"	Precision Ball	Grey/Grey	Full	1.6"	3/8"	85A	210	008412
3-1/2"	1-1/4"	Delrin	Grey/Grey	None	1.5"	3/8"	85A	250	009197
	1-1/4"	Ball	Grey/Grey	Partial	1.625"	3/8"	85A	250	009198
4"	15/16"	Plain	Grey/Black	None	1.15"	5/16"	75A	125	008064
	1-1/4"	Delrin	Grey/Grey	None	1.5"	3/8"	85A	260	009018
	1-1/4"	Precision Ball	Grey/Grey	Partial	1.6"	3/8"	85A	260	008424M
	1-1/4"	Precision Ball	Grey/Grey	Full	1.6"	3/8"	85A	260	008415M
5"	15/16"	Plain	Grey/Black	None	1.15"	5/16"	75A	150	008065
	1-1/4"	Delrin	Grey/Grey	None	1.5"	3/8"	85A	280	009022
	1-1/4"	Precision Ball	Grey/Grey	Partial	1.6"	3/8"	85A	280	008427M
6"	1-1/4"	Precision Ball	Grey/Grey	Full	1.6"	3/8"	85A	280	008418M
	1-1/4"	Precision Ball	Grey/Grey	Partial	1.6"	3/8"	85A	300	008430M
6"	1-1/4"	Precision Ball	Grey/Grey	Full	1.6"	3/8"	85A	300	008421M



Features

- A better alternative to standard rubber wheels
- Non-marking and floor protective
- Tread is chemically bonded to the core
- Resistant to chemicals and oils, and ideal for wash down applications
- Can be manufactured in a variety of special colors; consult factory for minimums and details
- **Temperature Range:**
-40° to 180° F



Regent
TPR
Pages 5-7

MonoTech Wheels



Wheel Diameter (Inches)	Tread Width (Inches)	Bearing	Tread Shape	Thread Guard	Hub Length (Inches)	Axle Size (Inches)	Durometer / Shore Scale	Dynamic Load (Pounds)	Part Number
-------------------------	----------------------	---------	-------------	--------------	---------------------	--------------------	-------------------------	-----------------------	-------------



Precision bearing model



Plain bearing model

Features

- Provides ultimate floor protection and a quiet, cushioned ride
- Rolls over obstacles with ease
- Will not flat spot and is excellent on any floor type
- Rejects floor debris, including metal shavings and glass
- Donut tread wheels provide easier rollability and maneuverability
- **Temperature Range:**
-45° to 180° F

MonoTech Light Duty (Popular on Regent and Monarch)

3"	13/16"	Plain	Donut	None	1.01"	1/4"	65A	120	009001
4"	15/16"	Plain	Donut	None	1.18"	5/16"	65A	150	009003
5"	15/16"	Plain	Donut	None	1.18"	5/16"	65A	160	007315
	15/16"	Precision Ball	Donut	Full	1.18"	5/16"	65A	160	007320

MonoTech Flat

3-1/2"	1-1/4"	Precision Ball	Flat	Partial	1-5/8"	3/8"	65A	250	009916
	1-1/4"	Delrin	Flat	None	1-1/2" ¹	3/8"	65A	250	009913
4"	1-1/4"	Precision Ball	Flat	Partial	1-5/8"	3/8"	65A	300	009917
	1-1/4"	Delrin	Flat	None	1-1/2" ¹	3/8"	65A	300	009914
5"	1-1/4"	Precision Ball	Flat	Partial	1-5/8"	3/8"	65A	325	009918
	1-1/4"	Delrin	Flat	None	1-1/2" ¹	3/8"	65A	325	009915

¹Requires spanner# 612240 to utilize 3/8" axle, order separately with wheel.

MonoTech Donut

4"	1-1/4"	Precision Ball	Donut	Partial	1-5/8"	3/8"	65A	250	009919
	1-1/4"	Delrin	Donut	None	1-1/2" ¹	3/8"	65A	250	009907
5"	1-1/4"	Precision Ball	Donut	Partial	1-5/8"	3/8"	65A	300	009908
	1-1/4"	Delrin	Donut	None	1-1/2" ¹	3/8"	65A	300	009901
6"	1-1/4"	Precision Ball	Donut	Partial	1-5/8"	3/8"	65A	325	009904
	1-1/4"	Delrin	Donut	None	1-1/2" ¹	3/8"	65A	325	009903

¹Requires spanner# 612240 to utilize 3/8" axle, order separately with wheel.

Popular MonoTech Caster Series

Regent
MonoTech
Pages 5-7



Regent
MonoTech
Pages 5-7



Pneumatic and No-Matic Wheels



Pneumatic

Wheel Diameter (Inches)	Tread Width (Inches)	Bearing	Tread/ Core Color	Hub Length (Inches)	Axle Size (Inches)	Tire Pressure	Dynamic Load (Pounds)	Part Number
6"	1-1/4"	Ball Bearing	Black/Grey	1.57"	3/8"	90PSI	150	006006

Pneumatic Features

- Shock absorbing to reduce vibration to protect equipment and cargo
- Smooth ride indoors or outdoors
- Will roll over obstacles, thresholds, and uneven surfaces with ease
- Durable polypropylene core
- 90 PSI



No-Matic (3" Regent/Monarch/)

Wheel Diameter (Inches)	Tread Width (Inches)	Bearing	Tread/ Core Color	Hub Length (Inches)	Axle Size (Inches)	Durometer / Shore Scale	Dynamic Load (Pounds)	Part Number
3"	13/16"	Plain	Black/Grey	.99"	1/4"	70A	150	010283
6"	1-1/4"	Ball Bearing	Black/Grey	1.57"	3/8"	70A	150	009922
	1-1/4"	Ball Bearing	Grey/Grey	1.57"	3/8"	70A	150	009923

No-Matic Features

- A pneumatic look and feel without the maintenance and risk of flat tires
- Available in a non-marking grey tire
- Shock absorbing and will roll over obstacles, thresholds, and uneven surfaces with ease
- Durable polypropylene core

Popular No-Matic Caster Series

Regent
No-Matic 3"
Pages 5-7



Thermoplastic Urethane (TPU)



TPU (Popular on Regent, and Monarch)

Wheel Diameter (Inches)	Tread Width (Inches)	Bearing	Tread/Core Color	Thread Guard	Hub Length (Inches)	Axle Size (Inches)	Durometer / Shore Scale	Dynamic Load (Pounds)	Part Number
2"	13/16"	Plain	Grey/Black	None	0.9"	1/4"	40D	100	007963
2-1/2"	13/16"	Plain	Grey/Black	None	0.9"	1/4"	40D	120	007965
3"	13/16"	Plain	Grey/Black	None	0.99"	1/4"	40D	125	008083
	1-1/4"	Precision Ball	Blue/Grey	Full	1.6"	3/8"	45D	250	008443
3-1/2"	1-1/4"	Precision Ball	Grey/Grey	Full	1.6"	3/8"	45D	250	008413
	1-1/4"	Ball	Grey/Grey	Partial	1.625"	3/8"	45D	275	009199
4"	15/16"	Plain	Grey/Black	None	1.15"	5/16"	40D	150	008084
	1-1/4"	Precision Ball	Blue/Grey	Partial	1.6"	3/8"	45D	300	008444M
	1-1/4"	Precision Ball	Blue/Grey	Full	1.6"	3/8"	45D	300	008446M
	1-1/4"	Precision Ball	Grey/Grey	Partial	1.6"	3/8"	45D	300	008425M
5"	1-1/4"	Precision Ball	Grey/Grey	Full	1.6"	3/8"	45D	300	008416M
	15/16"	Plain	Grey/Black	None	1.15"	5/16"	40D	150	008085
	1-1/4"	Precision Ball	Blue/Grey	Partial	1.6"	3/8"	45D	315	008445M
	1-1/4"	Precision Ball	Blue/Grey	Full	1.6"	3/8"	45D	315	008447M
6"	1-1/4"	Precision Ball	Grey/Grey	Partial	1.6"	3/8"	45D	315	008428M
	1-1/4"	Precision Ball	Grey/Grey	Full	1.6"	3/8"	45D	315	008419M
	1-1/4"	Precision Ball	Grey/Grey	Partial	1.6"	3/8"	45D	325	008431M
	1-1/4"	Precision Ball	Grey/Grey	Full	1.6"	3/8"	45D	325	008422M

Features

- Consists of a high-grade urethane tread mechanically interlocked to a polyolefin core
- Urethane offers extended wear and excellent floor protection
- Highly resistant to chemicals and oils
- Handles higher load ratings and provides excellent durability
- **Temperature Range:** -40° to 180° F

Razer (TPR)



Razer Thermoplastic Rubber on Polyolefin

Wheel Diameter (Inches)	Tread Width (Inches)	Bearing	Tread/Core Color	Thread Guard	Hub Length (Inches)	Axle Size (Inches)	Durometer / Shore Scale	Dynamic Load (Pounds)	Part Number
2"	3/4"	Plain	Grey	None	0.84"	5/16"	85A	110	RZ-02TPN-070-05
3"	7/8"	Ball	Grey	Full	1.16"	5/16"	85A	110	RZ-03TPP-090-05
4"	7/8"	Ball	Grey	Full	1.16"	5/16"	85A	110	RZ-04TPP-090-05
5"	7/8"	Ball	Grey	Full	1.16"	5/16"	85A	110	RZ-05TPP-090-05

- Grey Thermoplastic Rubber (TPR) tread chemically bonded to polyolefin core
- Full Metal Thread Guard on 3" to 5" models
- **Temperature Range:** -30°F to +180°F

Razer Grey TPR
Pages 14



Regent Grey TPU
Pages 5-7



Eclipse TPU
Page 15



Vipor

Vipor (Popular on Regent, and Monarch)

Wheel Diameter (Inches)	Tread Width (Inches)	Bearing	Tread/Core Color	Hub Length (Inches)	Axle Size (Inches)	Durometer / Shore Scale	Dynamic Load (Pounds)	Part Number
2"	13/16"	Plain	Clear/Grey	1"	1/4"	90A	80	001920
3"	13/16"	Plain	Clear/Grey	.99"	1/4"	85A-90A	120	001899
6"	1-1/4"	Ball	Clear/Grey	1.59"	3/8"	85A-90A	300	009256



Features

- A specialized Vipor material provides excellent abrasion resistance with a very high-tech look
- Resistant to chemicals and oils

Solid Urethane

Wheel Diameter (Inches)	Tread Width (Inches)	Bearing	Tread/Core Color	Hub Length (Inches)	Axle Size (Inches)	Durometer / Shore Scale	Dynamic Load (Pounds)	Part Number
3"	1-13/16"	Roller	Grey	2.05"	7/16" ¹	55D-65D	1,000	001587

¹Requires spanner# 009290 to utilize 7/16" axle, order separately with wheel.



Features

- Solid urethane construction provides excellent floor protection and durability
- Urethane helps absorb shocks and provide quieter mobility

Glass Filled Nylon

Wheel Diameter (Inches)	Tread Width (Inches)	Bearing	Tread/Core Color	Hub Length (Inches)	Axle Size (Inches)	Durometer / Shore Scale	Dynamic Load (Pounds)	Part Number
3"	1-13/16"	Precision Ball	Black	2.03"	7/16"	85D	1,000	010394

Features

- High impact resistance
- Handles heavy loads and is extremely durable
- Precision ball bearings provide easy mobility



Low Profile Solid Urethane
Page 11



Low Profile TPU
Page 11



Regent Vipor
Pages 5-7

Sockets

Wood Sockets



Socket Number	Material	Hole Required	Track Plate	Attachment	Compatible Grip Ring/Grip Neck Fastening	Part Number
SR2402ZN-M36	Metal	3/8" x 1-5/8"	3/4" Dia.	Wood Press	302	002719-50
S66Z-B	Metal	9/16" x 1-1/2"	2-1/8" Dia.	1/4" screws	211, 223, 291	002255

Welded Sockets



Socket Number	Material	Hole Required	Track Plate	Compatible Fastenings	Part Number
S10X	Metal	0.59"	0.937"	211,223, 291, 273	618659

Round Tube Sockets



Light Duty



Heavy Duty



002512

Socket Number	Material	Tubing Gauge	Socket O.D.	Tubing I.D. (Dia.)	Compatible Grip Ring/Grip Neck Fastening	Part Number
---------------	----------	--------------	-------------	--------------------	--	-------------

Light Duty

PSR0916BR-PE (5/16)	Plastic/Brown	9/16", 16 Ga.	0.450	0.433	302	003027
---------------------	---------------	---------------	-------	-------	-----	--------

Heavy Duty

PSR1616BK-PE (7/16)	Polyethylene Black	1" -16 Ga.	0.894	0.870	223, 211, 291, 273	002460
PSR1618BK-PE (7/16)	Polyethylene Black	1" -18 Ga.	0.924	0.902	223, 211, 291, 273	002473
P123	Polyethylene Grey	1-1/6" -13 Ga	0.894	0.872	223, 211, 291, 273	43446
RT123RD	Reinforced Thermoplastic	1-1/6" -13 Ga	0.877	0.872	223, 211, 291, 273	43401
RT125RD	Reinforced Thermoplastic	1" -18 Ga.	0.907	0.902	223, 211, 291, 273	43403
RT127RD	Reinforced Thermoplastic	1-1/4" -16 Ga.	1.125	1.12	223, 211, 291, 273	43405

Heavy Duty Metal (002512)

PSR2616ZN-ST(7/16)	Metal	1-5/8" -16 Ga.	-	1.505	211,273,291	002512
--------------------	-------	----------------	---	-------	-------------	--------

Square Tube Sockets



Light Duty



Heavy Duty



002513

Socket Number	Material	Tubing Gauge	Socket O.D.	Tubing I.D. (Dia.)	Compatible Grip Ring/Grip Neck Fastening	Part Number
---------------	----------	--------------	-------------	--------------------	--	-------------

Light Duty

PSS1220WH-PE (5/16)	Plastic/White	3/4" -20 Ga.	0.695	0.678	302	002500
PSS1616WH-PE (5/16)	Plastic/White	1" -16 Ga.	0.890	0.880	302	002492

Heavy Duty

PSS1618BK-RT	Glass Filled Nylon	1" -18 Ga.	0.916	0.902	223, 211, 291, 273	001640
RT620SQ	Reinforced Thermoplastic	3/4" -16 Ga.	0.620	0.62	223, 211, 291, 273	43531
EW4689SQ	Polyethylene	1" -16 Ga.	0.917	0.87	223, 211, 291, 273	43484
RT880SQ	Reinforced Thermoplastic	1-1/32" .080 Wall	0.892	0.88	223, 211, 291, 273	43507
ER4983SQ	Reinforced Thermoplastic	1" -18 Ga.	0.900	0.902	223, 211, 291, 273	43491
RT1150SQ	Reinforced Thermoplastic	1-1/4" -18 Ga	1.157	1.152	223, 211, 291, 273	43521
RT1400SQ	Reinforced Thermoplastic	1-1/2" -18 Ga	1.407	1.402	223, 211, 291, 273	43519

Heavy Duty Metal (002513)

PSR2016ZN-ST(7/16)	Metal	1-1/4", 16 Ga.	-	1.13	211,273,291	002513
--------------------	-------	----------------	---	------	-------------	--------

Sockets

Plastic Socket

Socket Number	Material/Color	Tubing Gauge	Socket O.D.	Tube I.D.	Compatible Grip Ring/Grip Neck Fastening	Part Number
PSR1213WH-PE (7/16)	Plastic/White	3/4", .083 wall	.595"	.584"	223, 211, 291, 273	002515

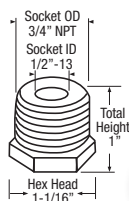


Metal Tee Nut

Socket Number	Hole Required	Compatible Threaded Stem Fastenings	Part Number
Nut SBW33	3/8"	525, 532, 545, 507	002348



Works with any 741 or 748 fastening. Use with Regent, Z Series, Ultima II & Softech.



Material	Hex Head	Socket O.D.	Socket I.D.	Total Height	Part Number
Steel	1-1/16"	3/4" NPT	1/2"-13	1"	010003

Pipe Thread Socket



Socket Number	Material*	Overall Height	Hole Diameter	Compatible Grip Ring/Neck Fast.	Part Number
90°, w/11/32" Holes and Tabs	Unplated Steel	1-1/2"	11/32"	223, 211, 291, 273	003313-20
180°, w/11/32" Holes and Tabs	Unplated Steel	1-1/2"	11/32"	223, 211, 291, 273	003312-20

* Note: Zinc plated versions available by special order; consult factory.

Corner Brackets



003313-20

003312-20

Accessories

Nickel Glides



Glide Number	Base Diameter	Description	Part Number
CG07NI	7/8" Dia.	Nail-on Cushioned Rubber Glide w/ Nickel Base	002408

Nickel Glides



Glide Number	Base Diameter	Stem Dimensions	Description	Part Number
GB3	1-1/4"	5/16"-18 x 1-1/2"	Rigid Stem Type Phenolic Base	002332
GB4	1-1/2"	5/16"-18 x 1-1/2"	Rigid Stem Type Phenolic Base	002333
GB5	1-7/8"	3/8"-16 x 1-7/8"	Rigid Stem Type Phenolic Base	002336

Maxim Hex Nut Glides

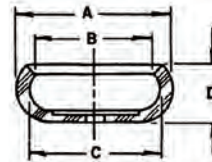


Base Diameter	Cushion Material	Stem Dimensions	Description	Part Number
1-3/8"	PVC	1/4"-20 x 1"	Maxim glides with hex nut at stem base	002360
1-3/8"	Polyethylene	5/16"-18 x 1"	Maxim glides with hex nut at stem base	002361
1-3/8"	Polyethylene	5/16"-18 x 1-1/2"	Maxim glides with hex nut at stem base	002363
1-3/8"	Polyethylene	5/16"-18 x 2"	Maxim glides with hex nut at stem base	002365
1-3/8"	Polyethylene	3/8"-16 x 1"	Maxim glides with hex nut at stem base	002366
1-3/8"	Polyethylene	3/8"-16 x 1-1/2"	Maxim glides with hex nut at stem base	002369
1-3/8"	Polyethylene	3/8"-16 x 3-1/2"	Maxim glides with hex nut at stem base	002370
1-3/4"	Polyethylene	1/4"-20 x 1"	Maxim glides with hex nut at stem base	002372
1-3/4"	Polyethylene	5/16"-18 x 1"	Maxim glides with hex nut at stem base	002374
1-3/4"	PVC	3/8"-16 x 1-1/2"	Maxim glides with hex nut at stem base	002377
1-3/4"	Polyethylene	3/8"-16 x 1-1/2"	Maxim glides with hex nut at stem base	002378

Furniture Glide Retread Caps



A	B	C	D	Part Number
1.120/1.130	.920/.930	1.019/1.029	.365/.375	004632
1.265/1.275	.995/1.010	1.105/1.115	.365/.375	004634
1.360/1.375	1.130/1.145	1.190/1.205	.345/.390	004636
1.357/1.375	1.158/1.180	1.245/1.255	.375/.390	004637
1.360/1.370	1.160/1.170	1.260/1.270	.375/.385	004638
1.480/1.490	1.255/1.265	1.375/1.385	.415/.425	004641



Fastenings

7

SWIVEL AND RIGID PLATE FASTENING MEASUREMENT GUIDE

On the next seven pages the Shepherd top plate illustrations are available at actual size for your identification convenience. For other plate sizes first lay the corner of the plate at the arrow. This will give you overall plate size. Then lay the center of one of the bolt holes in the same position, this will help you figure the bolt hole spacing. Finally refer to chart below to determine the fastening number.

Stem fastenings are on pages 51-58.

6

For a complete list of fastenings see page 56.

5

Fastening Number	Plate Size	Bolt Hole Spacing	Caster Series	Diagram Page
101	1-1/2" x 1-1/2"	1" x 1"	Ball, Softech, Ultima, Pacer, Source II, Genesis TW	52
108	1-3/4" x 2-5/8"	31/32" x 2-1/8"	Regent, Monarch	52
112	1-7/8" x 2-9/16"	15/16" x 2-1/8"	General Duty	52
113	1-3/16" x 2"	13/16" x 1-9/16"	Regent, Monarch, Baron, Ball, Pacer Source II	52
115	2-3/4" x 3-7/8"	1-3/4" x 3"	General Duty	52
116	2-3/16" x 2-9/16"	1-5/8" x 2"	Softech, Ultima	52
119	3-1/8" x 4-1/8"	2-3/8" x 3-3/8" to 3-7/16"	General Duty	53
120	2-5/8" x 3-3/4"	1-3/4" x 2-3/4" to 3"	Regent, 00, Genesis, Softech, Ultima	53
121	4" x 5-1/8"	3" x 4"	General Duty	53
122	1-1/2" x 2-11/16"	15/16" x 2-1/8"	General Duty	53
123	2-1/8" x 4-3/8"	1-1/16" x 3-1/2"	General Duty	54
124	2-5/16" x 4-7/8"	1-3/16" x 4"	General Duty	54
125	3-1/16" x 6-1/8"	1-3/4" x 5"	General Duty	54
134	1-1/4" x 2-3/8"	13/16" x 1-7/8"	Omega	55
138	2-1/2" x 3-5/8"	1-3/4" x 2-3/4" to 2-7/8"	BLS/BMS	55
140	1-3/4" x 3"	1" x 2-1/4"	RS/RT, Ball	55
142	2-1/2" x 3-5/8"	1-3/4" x 2-3/4"-3"	BDS/BDR	55
152	3-1/8" x 4-1/8"	2-3/8" x 3-3/8"	BLS/BMS	55

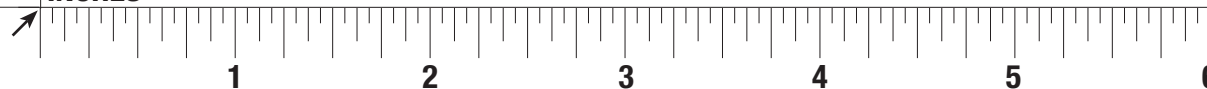
4

3

2

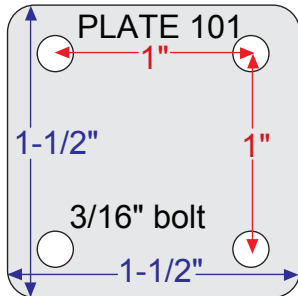
1

INCHES

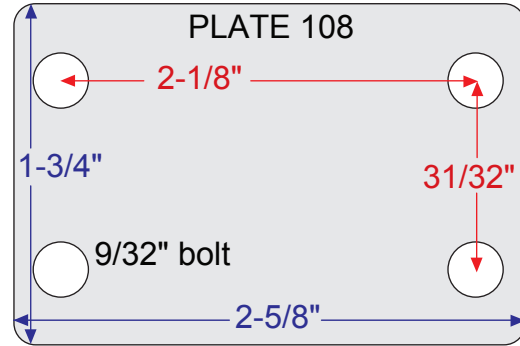


Fastenings

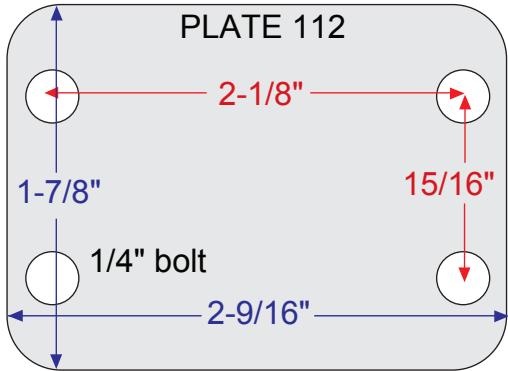
Actual sizes of the more popular top plates.



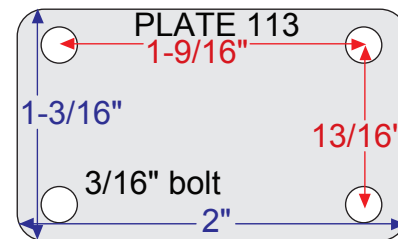
Ball, Softech, Ultima, Pacer, Source II, Genesis TW



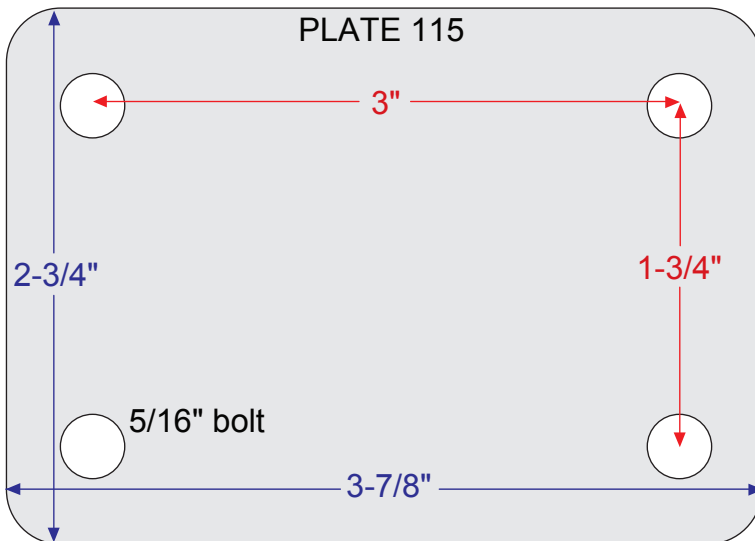
Regent, Monarch



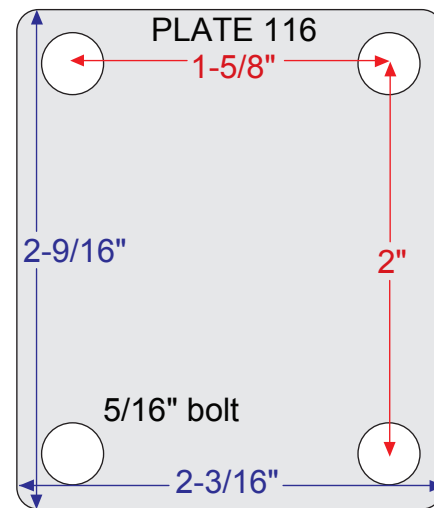
General Duty



Regent, Monarch, Baron, Ball, Pacer Source II

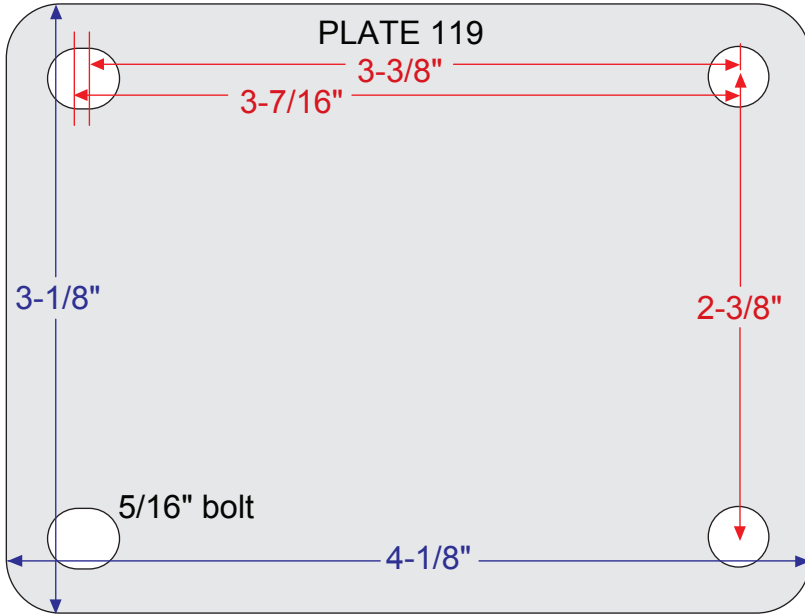


General Duty

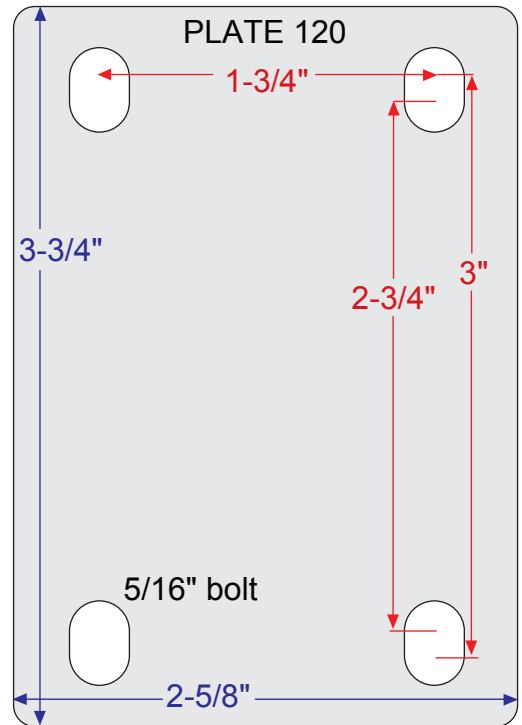


Softech, Ultima

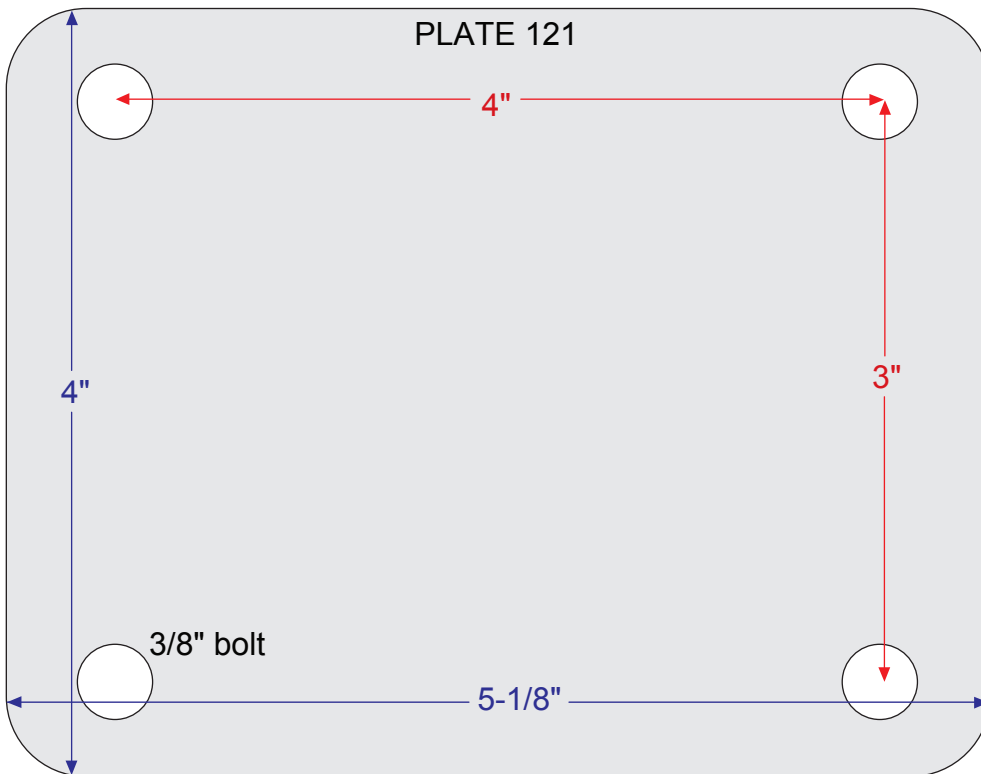
Fastenings



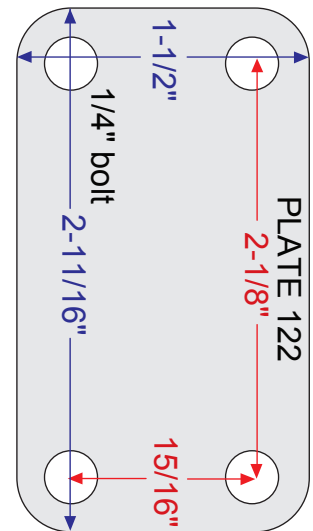
General Duty



Regent, 00, Genesis, Softech, Ultima

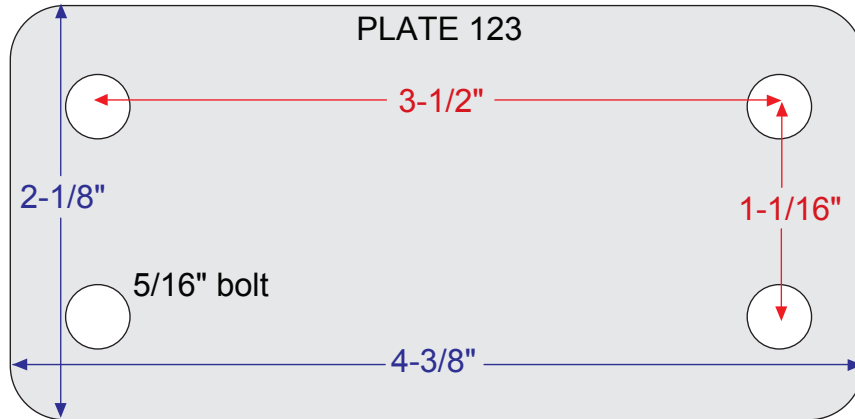


General Duty

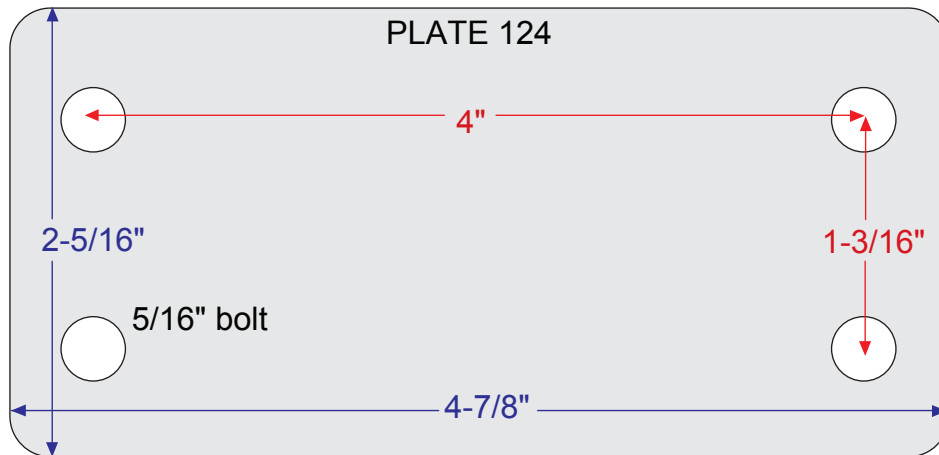


General Duty

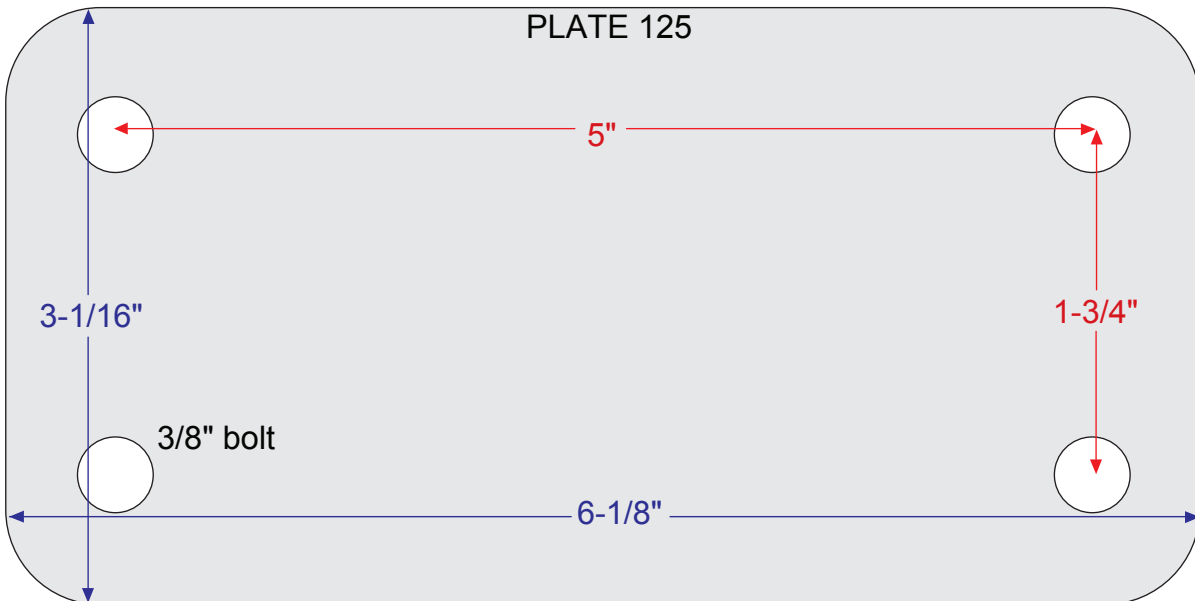
Fastenings



General Duty

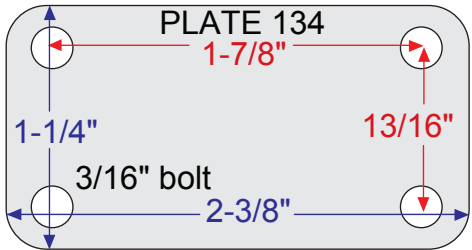


General Duty

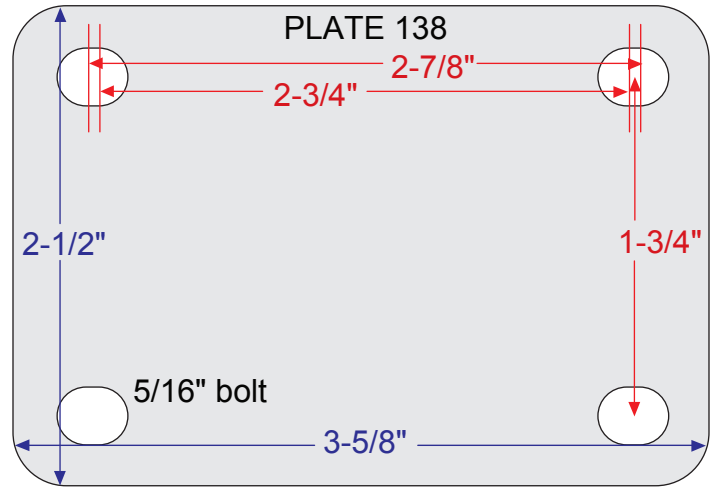


General Duty

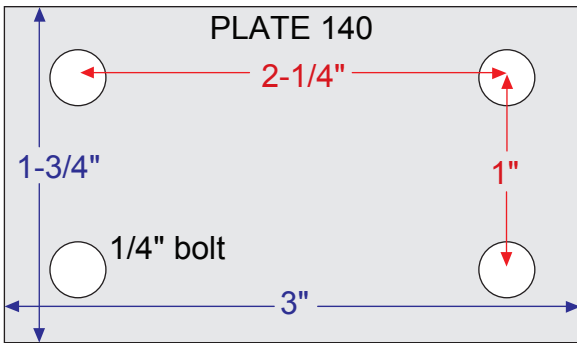
Fastenings



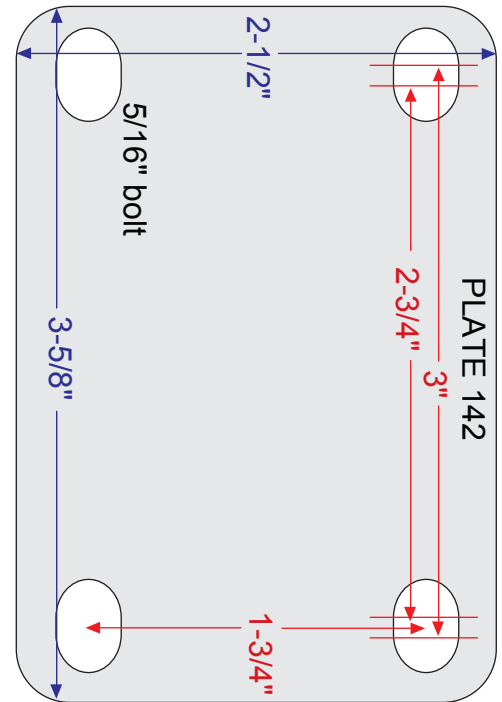
Omega



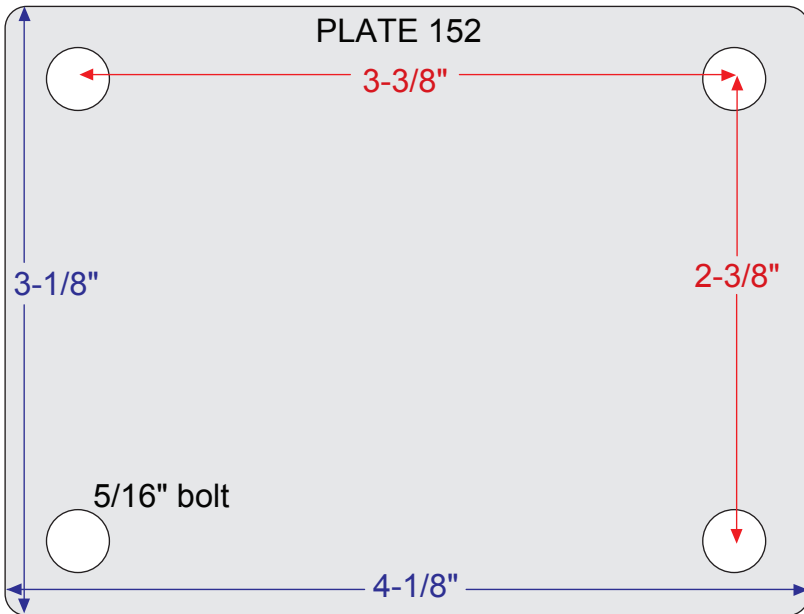
BLS/BMS



RS/RT

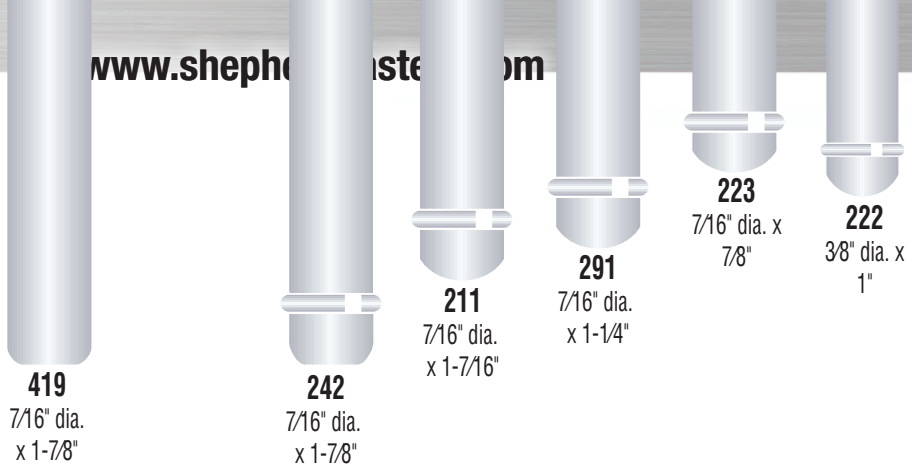


BDS/BDR



BLS/BMS

Fastenings



STEM FASTENING IDENTIFICATION GUIDE

Match fastening to corresponding illustration. Replacement grip ring stems can be slightly shorter than original stem and still be suitable. A rounded or squared stem head has no effect on fit. **All fastenings shown are actual size.**

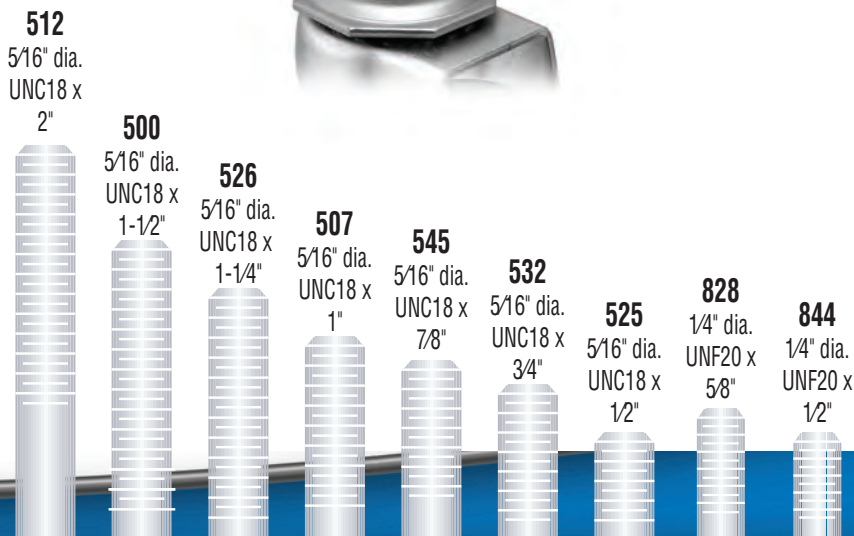
Plain Stem



Grip Ring Stem



Threaded Stem



Fastenings

273
7/16" dia.
x 1-3/8"
brass band

204
7/16" dia. x 2"
brass band

302
5/16" dia.
x 1-1/2"

**Grip Ring Brass
Band Stem**



**Grip Neck
Stem**



Threaded Stem Continued



639
3/8" dia.
UNF24 x
5/8"

637
3/8" dia.
UNC16 x
3/4"

634
3/8" dia.
UNC16 x
1"

605
3/8" dia.
UNC16 x
1-1/2"

800
7/16" dia.
UNC14 x
1-1/2"

806
7/16" dia.
UNC14 x
2-1/4"

741
1/2" dia.
UNC13 x
1"

705
1/2" dia.
UNC13 x
2-13/16"

748
1/2" dia.
UNC13 x
1-1/2"

824
5/8" dia.
UNC11 x
1-3/4"

825
3/4" dia.
UNC10 x
1-1/2"



 **shepherd**[®]

800-253-0868

www.shepherdcasters.com

— A BRAND OF —
colson
GROUP USA

THE GLOBAL LEADER
IN **CASTERS AND WHEELS.**






Catalog Revisions Q1 V1 25

Colson Group Brand	Issue	Correction	Catalog Page Number	
	Incorrect dual caster cross reference info.	Deleted 290 and 295 from deleted column.	Product Revision Page	
	Added CS and CX back to product MedCaster line	Removed CS and CX from deleted area.		
ALBION	Wanted more info on towing using ICWM standards.	Added testing standards disclaimer.	2	
	Incorrect page reference for some wheels.	Changed to correct page numbers.	8	
	NSF logo and description needed revision.	Revised to correct NSF logo and text.	17, 68	
	AX/AN 10" wheel capacity incorrect.	Changed to 2000lbs. Overall capacity of 38 now 2200lbs.	21	
	28-38 brakes are available.	Changed 28-38 brake order codes for integrated brakes.	21-22	
	Revision of 18 Series rigid models.	Replaced with CG-RIGID models.	24-25	
	Need part # optional K plate for swivel lock	Added SL160000K for PATK optional plates	34	
	Revision of 170 Series rigid models.	Replaced with CG-RIGID models.	38-39	
	Cam brake only works on 2" models for 62-72.	Added note.	62, 64, 66	
	Revision of 16 Series rigid models.	Replaced with CG-RIGID models.	68-70	
	Knotched seal kit no longer offered on 16 Series	Deleted Seal kit option.	68	
	XA Hi-Tech misspelled.	Edited to Hi-Tech Antimicrobial.	69	
	Incorrect 16 Series PB photo.	Replaced with correct wheel.	70	
	Incorrect 16 Series Never Flat part number for swivel models.	Changed swivel model wheel codes to CR instead of SF.	105	
	Incorrect Bearing ID's for Pneuline	Updated to correct on all 3.	109	
	Incorrect specs for NeverFlat Crumb wheel.	Updated specs.	110	
	XtraSoft Hand Truck Wheel.	Added to EasyRide Section.	112	
	Incorrect page reference for some wheels.	Changed to correct page numbers.	115	
	Incorrect specs on PY Wheels.	Updated specs.	116-117	
	Incorrect XA model numbers.	Corrected model numbers.	126	
	Incorrect features and models on K Wheel.	Revised K wheel information.	127	
	Type for TM models TM0850116 & TM0850116.	Revised to 3-1/4".	152	
	H-Temp not applied to wrong model.	Now applied to TR instead of TM.	153	
	Bad FBB brake model number for 6".	Changed to WK062535WA.	157	
	Incorrect part number for 330 Series floor lock.	Corrected to SL33000000.	159	
	Incorrect part number for LF Floor lock, also wrong color.	Corrected LF model 920LF0430U to 930LF0430U and changed color to yellow.	160	
		NSF logo and description needed revision.	Revised to correct NSF logo and text.	All sections
		Discontinuing Moldon Nylon.	Removed from contents changed HydroTech Page number.	5
Wanted more info on towing using ICWM standards.		Added testing standards disclaimer.	7	
Discontinuing Moldon Nylon.		Removed from wheel selection section.	8-9	
Updated wheel selection and specs in 2 Series. Added K Solid Polyurethane Wheel.		All 2 series pages updated.	20-33	
3" soft rubber had an incorrect part number for the rigid		Changed to 2.03308.RR2	21	

Continues

Continued from previous page

Colson Group Brand	Issue	Correction	Catalog Page Number
colson (Continued)	Incorrect load heights for soft and hard rubber	Changed to 3-11/16	21
	Revision on mounting codes.	Deleted MTG 17 and 21 and added MTG 90.	22
	Incorrect Performa Round model numbers on 2 Series charts.	Corrected to .565.	23, 25, 27, 29, 31 & 33
	Revision on mounting codes on grip ring stem.	Deleted many.	24
	2 Series Square Stem models missing.	Added to chart.	31
	Revision of 4 Series rigid models.	Replaced with CG-RIGID models.	42
	Discontinuing Moldon Nylon. Added K Wheel.	Replaced obsolete photos and removed from 4 Series chart. Added K wheel information.	42-43
	Defender brake models had SS in wrong place.	Correct Defender brake models	46
	4 Series Business Machine additions.	Revised 4 Series Business Machine Page	48
	6 Series no longer NSF listed	Removed NSF info.	50
	Discontinuing Moldon Nylon.	Removed obsolete photo and removed from 6 Series chart.	50-51
	Discontinuing Moldon Nylon.	Removed Moldon Nylon	53
	Incorrect 3-1/2" Hi-Tech grey model number.	Corrected 3-1/2" to 2.00033.91G/95G	68
	Add K Solid Polurethane wheels.	Added K Wheels to wheel section.	71
	Discontinuing Moldon Nylon. Added HydroTech information.	Deleted from page 75 and added HydroTech information.	74-75
Revision on mounting codes.	Deleted MTG 17 and 21 and added MTG 90 to threaded. Deleted many grip ring stem codes.	97	
	NSF logo needed revision.	Revised to correct NSF logo.	2, 4, 5 & 9
	Discontinued some Ball caster brakes and fittings.	Removed Ball caster brake and fittings.	20, 56
	Glass Filled Nylon Wheel part number issue.	Redesign; new number is 010394.	47
	NSF logo needed revision.	Revised to correct NSF logo and text	-
	Discontinued Avant (AV) Twin-Med (TM) and Precision Stainless SC	Removed AV/TM/SC from catalog.	-
	Discontinued Avant Stems.	Removed Avant exclusive stems	6
	Total Lock not offered on NeoTeq Dual (DN)	Removed total lock models	37
	D5 instead of D4 in description.	Changed D5 to D4.	54
PEMCO.	NSF logo needed revision.	Revised to correct NSF logo and text.	-
	Incorrect plate dimension	Added rigid plate dimensions	3
	Incorrect KWL wheel model number.	Revised 4, 5, 6 and 8" models	9
	Discontinued sockets	Revised socket section	19-20
	Added Jarvis Catalog	Added Jarvis Catalog	-




To find all Colson Group literature at one convenient location visit www.castercatalogs.com

Innovative caster solutions from the brands you know and trust! www.colsongroupusa.com • 800-253-0868

Colson Group Brand	Action	Removed	Replace With
	Removed Series	Institutional 3" to 5" Diameter	PEMCO A-Line
		Institutional 6" Diameter	Colson 2 Series 6"
		Starlet Series	Planet (closest)
		Satellite Series	Planet (closest)
		Cosmo Series	Saturn (closest)
		Nova Series	Saturn (closest)
	Removed Colors	Satin Chrome - decorative casters Brass plate - Pacer Satin Chrome - Pacer	Not Applicable, high MOQ required
ALBION	Removed Series	02	Colson 2 Series
		E5	PEMCO E-Line Stainless
		68	Albion 38 Series
		05	Defender
		41	Albion 42
		216	115 (Closest)
		263	Not Applicable
		281	Not Applicable
		Bassick Honcho	Not Applicable
		Jarvis Air Cargo	Albion 03
	Re-moved, but still available	DC	DC
		P2	P2
		04	04
		63	63
		92	92
		292	292
		93	93
293	293		

Colson Group Brand	Action	Removed	Replace With	
colson	Removed Series	Enforcer 4 & 6	Albion 110	
		Enforcer 7 & 8	Albion 310	
		4 Series SS	Defender D4	
		4 Series Encore	4 Series or Pemco E-line	
	Removed Wheels	4 Series Encore SS	Pemco E-Line SS	
		Commander	Albion NX	
		Conquest	CG-Max	
	MedCaster	Removed 2.5" - 3" Wide Tread Wheels	Triumph	CG-Max
			Forged Steel	Albion FS
			Mold on Rubber	Albion MR
Removed Series		Mold on Polyurethane	Albion PY	
		Phenolic	Albion TM	
		Cast Iron	Albion CI	
		V-Groove	Albion VG/VL	
		TW	Shepherd PUT	
		GT	Shepherd PSF	
		DL	Not Applicable	
	SL	MedCaster BBTEK / DT		
	Optimus	MedCaster Avant 75mm		
	CP	Not Applicable		
	SS (2" Wide)	Defender D4		
	Original SX	MedCaster SX Gen 2		
	AC	MedCaster SX Gen 2		
	MP - Marquee	MedCaster Avant		
	PG	MedCaster Avant		
	PT	MedCaster TT & CT		
	MU	MedCaster TT & CT		
	PC	MedCaster 390 Series (Rhombus)		
	PP	MedCaster 391 Series (Rhombus)		
	PL	MedCaster TT & CT		
MB	MedCaster 390 & 391 (Rhombus)			
389	Not Applicable			
399	Available from Colson EU			
367	MedCaster FX Chrome			





Visit www.colsongroupusa.com to discover how easy it is to choose the right caster for your specific application.

The screenshot shows the Colson Group website homepage. At the top left is the Colson Group logo with the tagline "ROLLING AT THE SPEED OF LIFE". To the right are links for "LOGIN", "REGISTER", and "QUOTE CART". Below the logo is a navigation menu with categories: "INDUSTRIES", "CASTER SOLUTIONS", "CASTERS BY CAPACITY", "WHEELS", "CAPABILITIES", "RESOURCES", and "CONTACT COLSON". A search bar is located to the right of the navigation menu. The main banner features a large image of a factory floor with the text "THE GLOBAL LEADER IN CASTER AND WHEEL SOLUTIONS" and a smaller image of a "MADE IN USA" caster. Below the banner is a "QUICK SEARCH BY INDUSTRY SOLUTIONS" section with two tabs: "CASTERS" and "WHEELS". A grid of 16 industry icons is displayed, each with a corresponding label: Aerospace, Air Cargo, Automotive, Data Centers, Food Service, Furniture, Health/Medical, Horticulture & Gardens, Hospitality, Institutional, Laundry, Marine, Retail Environment, Robotics, Tool Storage, and Warehousing & Distribution. At the bottom of the grid is a "SEARCH INDUSTRY PRODUCTS" button.



To find all Colson Group literature at one convenient location visit www.castercatalogs.com

Innovative caster solutions from the brands you know and trust! www.colsongroupusa.com • 800-253-0868

